



GOVERNMENT OF INDIA

BROCHURE

ON

PAY AND ALLOWANCES

OF

CENTRAL GOVERNMENT CIVILIAN EMPLOYEES

2009-2010

**PAY RESEARCH UNIT
DEPARTMENT OF EXPENDITURE
MINISTRY OF FINANCE
NEW DELHI**

PREFACE

The Pay Research Unit of the Department of Expenditure, Ministry of Finance brings out a "**Brochure on Pay and Allowances of Central Government Civilian Employees**" on an annual basis. As in the past, the **Brochure for 2009-10** provides statistical information on expenditure incurred by different Ministries/Departments of the Central Government on Pay and Allowances including Dearness Allowance, House Rent Allowance, Transport Allowance, Overtime Allowance, etc. in respect of its regular employees. The Brochure also contains information on the group-wise number of sanctioned posts and of incumbents in position in various Ministries/Departments.

2. The data in the Brochure has been compiled on the basis of quarterly returns on expenditure on pay and allowances and annual returns on the strength of Central Government Civilian Employees furnished by the Central Government establishments to the Pay Research Unit of this Department.
3. The Brochure may be of use for personnel planning and for preparation of reliable estimates of financial implications of various proposals concerning pay and allowances of Central Government employees. While all efforts have been made to present the data in a meaningful manner, suggestions for further improvement would be welcome.
4. Ministry of Finance would like to thank all the Central Government Ministries/Departments/Organisations for their cooperation in furnishing the data, without which this compilation would not have been possible. This Ministry would also like to acknowledge the contribution of the National Informatics Centre (North Block).

July, 2011
New Delhi.


(Madhulika P. Sukul)
Joint Secretary
Ministry of Finance
Department of Expenditure

PROJECT STAFF

Name	Designation
Shri A. K. Tiwari	Director (Pay)
Shri Vinay Kumar Pandey	Senior Research Officer
Sh. H.K. Bhatt	Research Assistant
Shri A.K. Puri	Research Assistant
Smt. Pushp Lata	Jr. Research Assistant
Smt. Simmi Takkar	Computor
Shri Umesh Kumar Saini	Computor

CONTENTS

1.	SALIENT FEATURES	1-2
2.	SHARE OF MAJOR COMPONENTS IN TOTAL EXPENDITURE OF CENTRAL GOVERNMENT CIVILIAN EMPLOYEES INCLUDING EMPLOYEES OF UTs	3
3.	SHARE OF MAJOR DEPARTMENTS IN TOTAL EXPENDITURE	4
4.	EXPENDITURE ON PAY AND ALLOWANCES OF THE CENTRAL GOVERNMENT CIVILIAN EMPLOYEES	5
5.	EXPENDITURE ON PAY AND ALLOWANCES OF THE CENTRAL GOVERNMENT CIVILIAN EMPLOYEES INCLUDING EMPLOYEES OF UTs	6
6.	EXPENDITURE ON PAY AND ALLOWANCES OF MAJOR MINISTRIES/DEPARTMENTS	7
7.	COMPONENT-WISE BREAK UP OF EXPENDITURE ON PAY AND ALLOWANCES OF THE CENTRAL GOVERNMENT CIVILIAN EMPLOYEES	8-9
8.	COMPONENT-WISE BREAK UP OF EXPENDITURE ON PAY AND ALLOWANCES OF THE CENTRAL GOVERNMENT CIVILIAN EMPLOYEES INCLUDING EMPLOYEES OF UTs	10-11
9.	COMPONENT-WISE BREAK UP OF EXPENDITURE ON PAY AND ALLOWANCES OF THE EMPLOYEES OF OTHER DEPARTMENTS EXCLUDING EMPLOYEES OF UTs, MINISTRIES/ DEPARTMENTS OF RAILWAYS, DEFENCE, POSTS, HOME AFFAIRS AND MISSIONS	12-13
10.	EXPENDITURE ON PAY AND ALLOWANCES OF THE MINISTRY OF RAILWAYS	14
11.	EXPENDITURE ON PAY AND ALLOWANCES OF THE MINISTRY OF DEFENCE	14
12.	EXPENDITURE ON PAY AND ALLOWANCES OF THE DEPARTMENT OF POSTS	15
13.	EXPENDITURE ON PAY AND ALLOWANCES OF THE MINISTRY OF HOME AFFAIRS	15
14.	EXPENDITURE ON PAY AND ALLOWANCES OF UT ADMINISTRATIONS	16
15.	EXPENDITURE ON PAY AND ALLOWANCES OF THE INDIAN MISSIONS ABROAD	16
16.	EXPENDITURE ON HOUSE RENT ALLOWANCE INCLUDING EMPLOYEES OF UTs	17

17.	RATES OF HOUSE RENT ALLOWANCE	17
18.	RATES OF TRANSPORT ALLOWANCE	17
19.	MINISTRY/ DEPARTMENT-WISE EXPENDITURE ON PAY AND ALLOWANCES	18-20
20.	EXPENDITURE ON PAY AND ALLOWANCES VIS A VIS REVENUE RECEIPTS AND REVENUE EXPENDITURE	21
21.	GROUP-WISE AND STATUS-WISE ESTIMATED NUMBER OF CENTRAL GOVERNMENT CIVILIAN EMPLOYEES	22-24
22.	GROUP-WISE AND STATUS-WISE ESTIMATED NUMBER OF CENTRAL GOVERNMENT CIVILIAN EMPLOYEES IN MAJOR MINISTRIES	25
23.	GROUP-WISE ESTIMATED NUMBER OF SANCTIONED POSTS AND THEIR VACANCY POSITION	26
24.	GROUP-WISE DISTRIBUTION OF CENTRAL GOVERNMENT CIVILIAN EMPLOYEES AND UT ADMINISTRATIONS	27
25.	STRENGTH OF CENTRAL POLICE FORCES	27
26.	ALL INDIA CONSUMER PRICE INDEX NUMBER FOR INDUSTRIAL WORKERS	28

SALIENT FEATURES

1. The total expenditure on Pay and Allowances (excluding Productivity Linked Bonus/ Ad-hoc Bonus, Honorarium, Encashment of Earned Leave and Travelling Allowance) for Regular Central Government Civilian employees including employees of the Union Territories was ₹89,860.26 crore in 2009-10 as compared to ₹67,463.67 crore in 2008-09. Thus, there is an increase in expenditure by ₹ 22,396.59 crore over previous year which in relative terms works out to 33.20%.
2. The expenditure on pay includes 60% of the arrears (2nd installment) on account of implementation of the recommendations of the 6th CPC as modified by the Government. Therefore, pay for the Financial Year 2009-10 is not the true representative of the annual expenditure on pay.
3. Out of the total expenditure of ₹89,860.26 crore, the percentage expenditure on Pay is 67.79%, on Dearness Allowance is 13.66%, on House Rent Allowance (HRA) is 5.89% and on other allowances 12.66%.
4. The expenditure on pay in 2009-10 has increased by 33.18% as compared to the corresponding expenditure of the previous year. Similarly, the expenditure on DA, HRA, Transport Allowance, Children Education Allowance and other allowances in 2009-10 has increased by 13.47%, 27.75%, 88.43%, 270.68% and 54.13% respectively as compared to the corresponding expenditure of the previous year.
5. The total expenditure on Pay and Allowances as a percentage of Revenue Receipts and Revenue Expenditure of the Central Government during the financial year 2009-10 was 12.75% and 8.50% respectively as compared to 10.32% and 6.68% respectively during the financial year 2008-09.
6. Almost 84% of the total expenditure is incurred by five major Ministries/ Departments (Railways, Defence (Civil), Home Affairs, Post and Revenue) during 2009-10.
7. Of the total expenditure on Pay and Allowances in 2009-10, the Ministry of Railways continues to have the largest share at 38.52 per cent, marginally decreased from 39.12 percent in 2008-2009. Similarly, the shares of Ministry of Defence (Civil) and Department of Posts have come down marginally from the previous year i.e. 13.91% to 13.75% and 7.85% to 7.84%. The shares of Ministry of Home Affairs and Other Departments have slightly increased i.e. 17.96% to 18.71% and 21.16% to 21.18%, respectively.

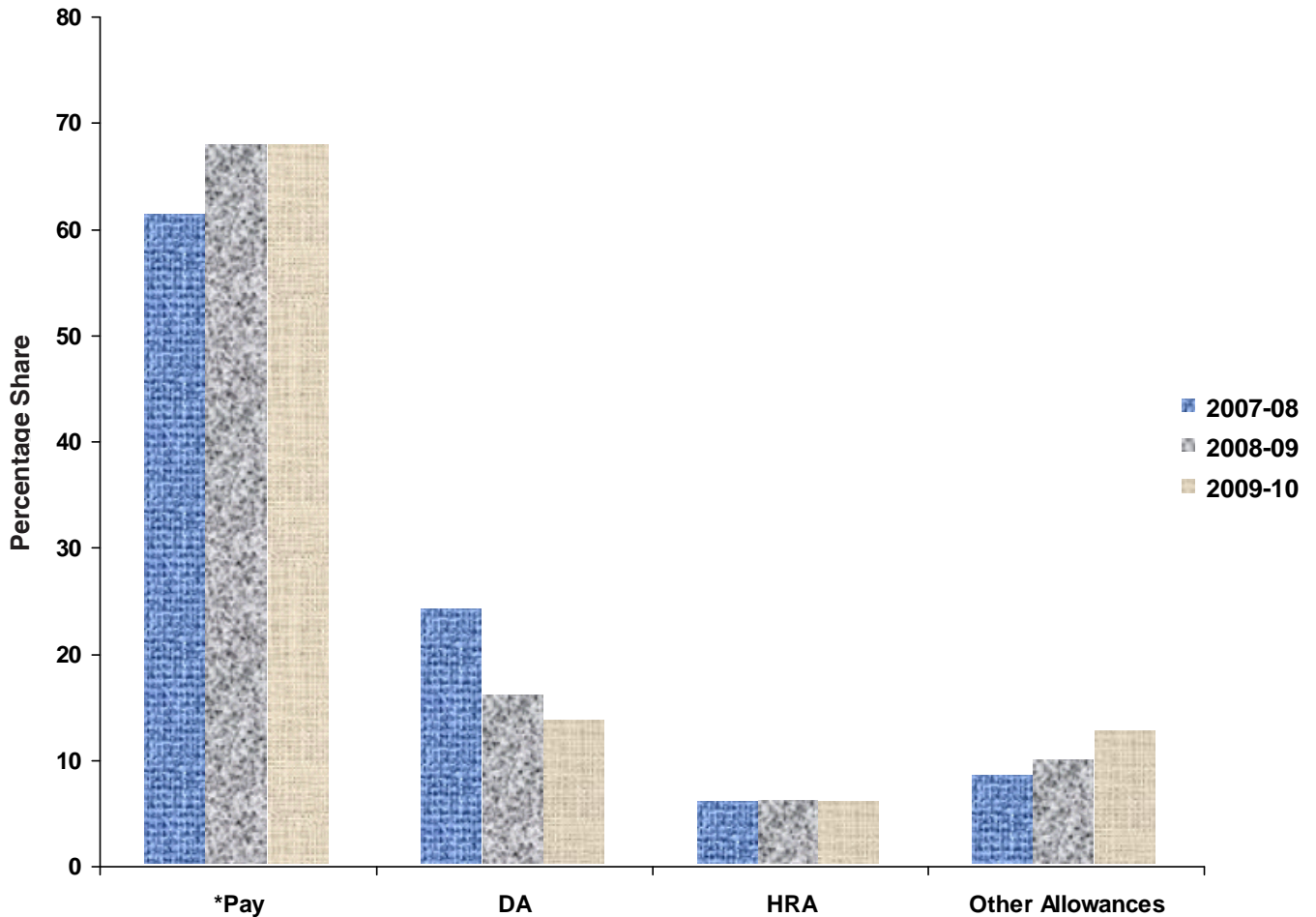
8. The expenditure of UT administrations was ₹1787.65 crore in 2009-10 as compared to ₹1257.65 crore in 2008-09. Thus, there is an increase in expenditure by ₹ 530.00 crore over previous year which in relative terms works out to 42.14%.
9. The expenditure of Indian Missions/ Embassies abroad was ₹734.35 crore in 2009-10 as compared to ₹595.85 crore in 2008-09. Thus, there is an increase in expenditure by ₹138.50 crore over previous year which in relative terms works out to 23.24%.
10. Out of the total expenditure of ₹5286.72 crore on HRA in 2009-2010, the HRA expenditure for X class cities is ₹ 2548.22 crore which is 48.20% of the total expenditure on HRA.
11. Consumer Price Index Number (CPI) for Industrial Worker (Base 2001=100) has registered an increase of 58.59% over 115.76 points, up to June 2011.
12. The total number of Regular Central Government Civilian Employees in position was 30.68 lakh as against the sanctioned strength of 36.02 lakh as on 1.3.2010.
13. The sanctioned strength of Central Police Forces was 8.20 lakh against 7.28 lakh in position as on 1.3.2010.
14. Of the total strength of 30.68 lakh, the percentage share of the Railways is 44.37%, Home Affairs is 24.62%, Defence (Civil) is 11.89%, Posts is 6.72%, Revenue is 3.38% and all other Ministries/ Departments is 9.02%.
15. Of the total number of 36.02 lakh sanctioned posts, approximately 14.82% of the posts were vacant as on 1.3.2010.

**SHARE OF MAJOR COMPONENTS IN TOTAL EXPENDITURE OF CENTRAL
GOVERNMENT CIVILIAN EMPLOYEES INCLUDING EMPLOYEES OF
UNION TERRITORIES DURING THE LAST THREE YEARS**

(Expressed as percentage to total)

Year	*Pay	DA	HRA	Other Allowances	Total
2007-08	61.33	24.13	6.01	8.53	100.00
2008-09	67.80	16.04	6.13	10.03	100.00
2009-10	67.79	13.66	5.89	12.66	100.00

Share of Major Components in Total Expenditure



* Pay of the financial year 2008-09 and 2009-10 include 40% and 60% arrear respectively of the 6th CPC.

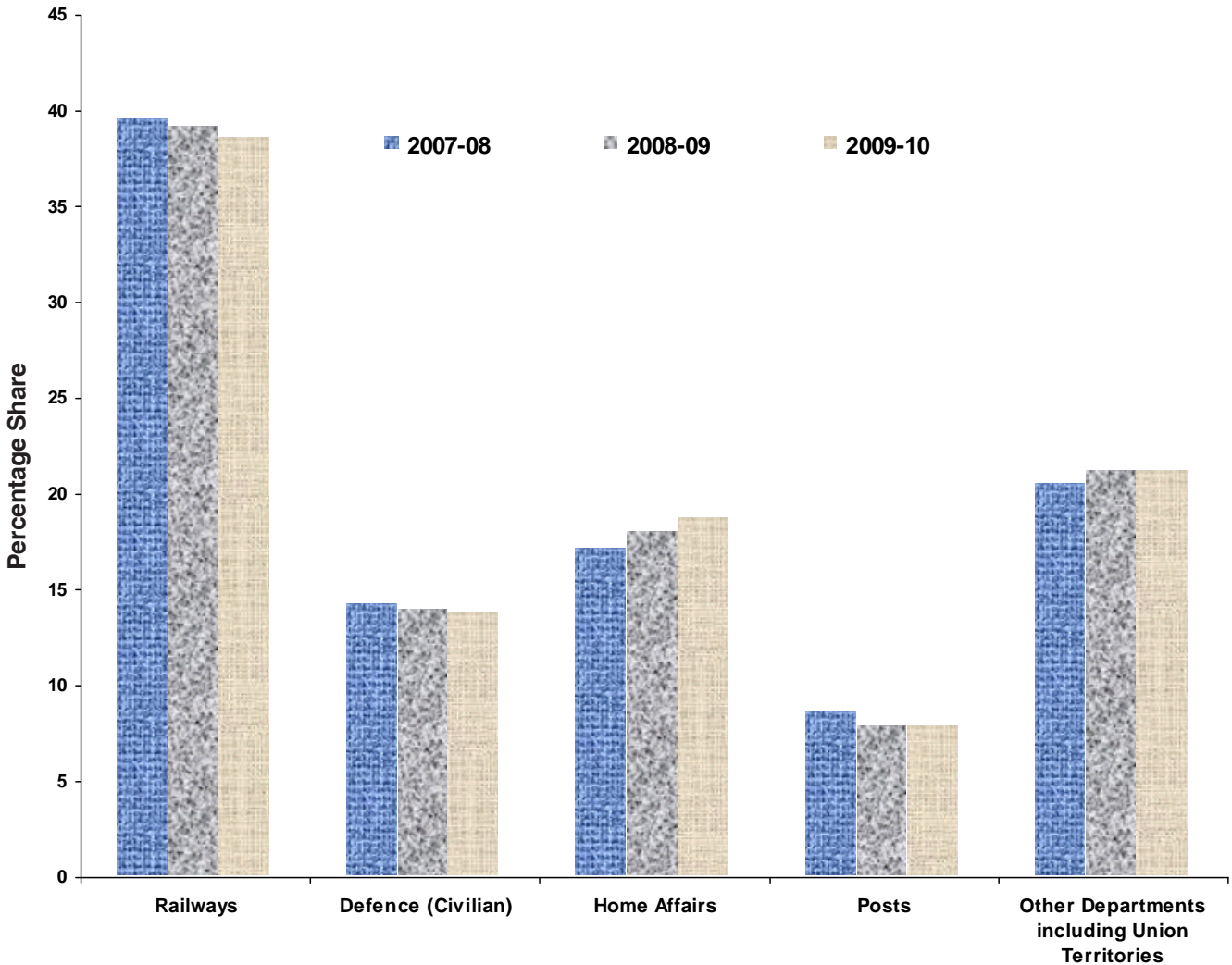
- Note:** (i) This does not include the expenditure incurred on Travelling Allowance, Productivity Linked Bonus/Ad hoc Bonus, Honorarium and Encashment of Earned Leave.
- (ii) Other Allowances includes HRA, OTA, Transport Allowance, Special Pay and Deput. (Duty) Allowance, CEA, Reimbursement of Medical Charges, Leave Travel Concession and Other Compensatory Allowances.

**SHARE OF MAJOR DEPARTMENTS IN TOTAL
EXPENDITURE DURING LAST THREE YEARS**

(Expressed as percentage to total)

Year	Railways	Defence (Civilian)	Home Affairs	Posts	Other Departments including Union Territories	Total
2007-08	39.56	14.17	17.10	8.63	20.54	100.00
2008-09	39.12	13.91	17.96	7.85	21.16	100.00
2009-10	38.52	13.75	18.71	7.84	21.18	100.00

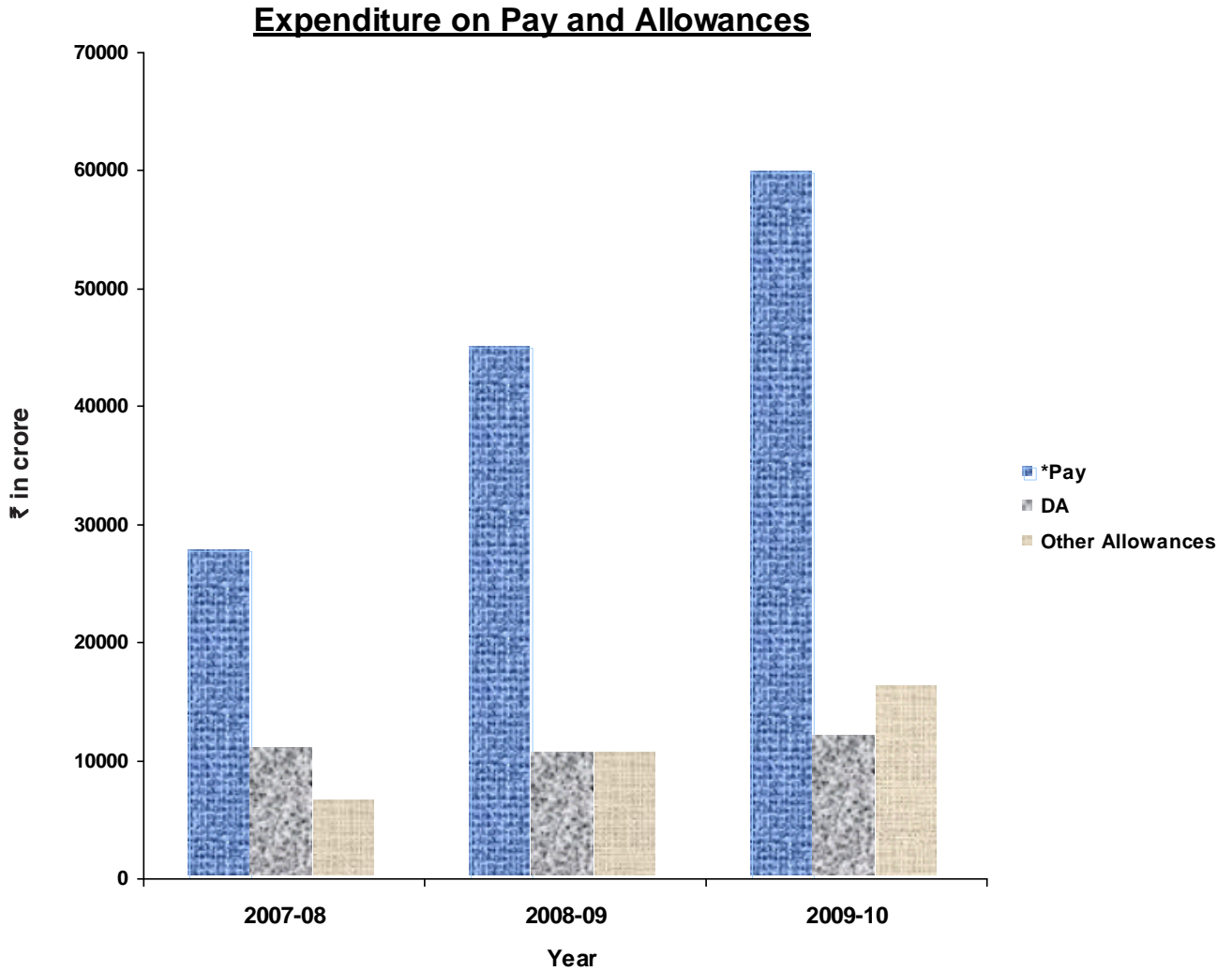
Share of Major Departments in Total Expenditure



**EXPENDITURE ON PAY AND ALLOWANCES OF THE CENTRAL
GOVERNMENT CIVILIAN EMPLOYEES**

(₹ in Crore)

Year	*Pay	DA	Other Allowances	Total
2007-08	27790.44	10950.71	6533.46	45274.61
2008-09	44999.09	10575.94	10630.99	66206.02
2009-10	59845.76	11999.37	16227.48	88072.61



* Pay of the financial year 2008-09 and 2009-10 include 40% and 60% arrear respectively of the 6th CPC.

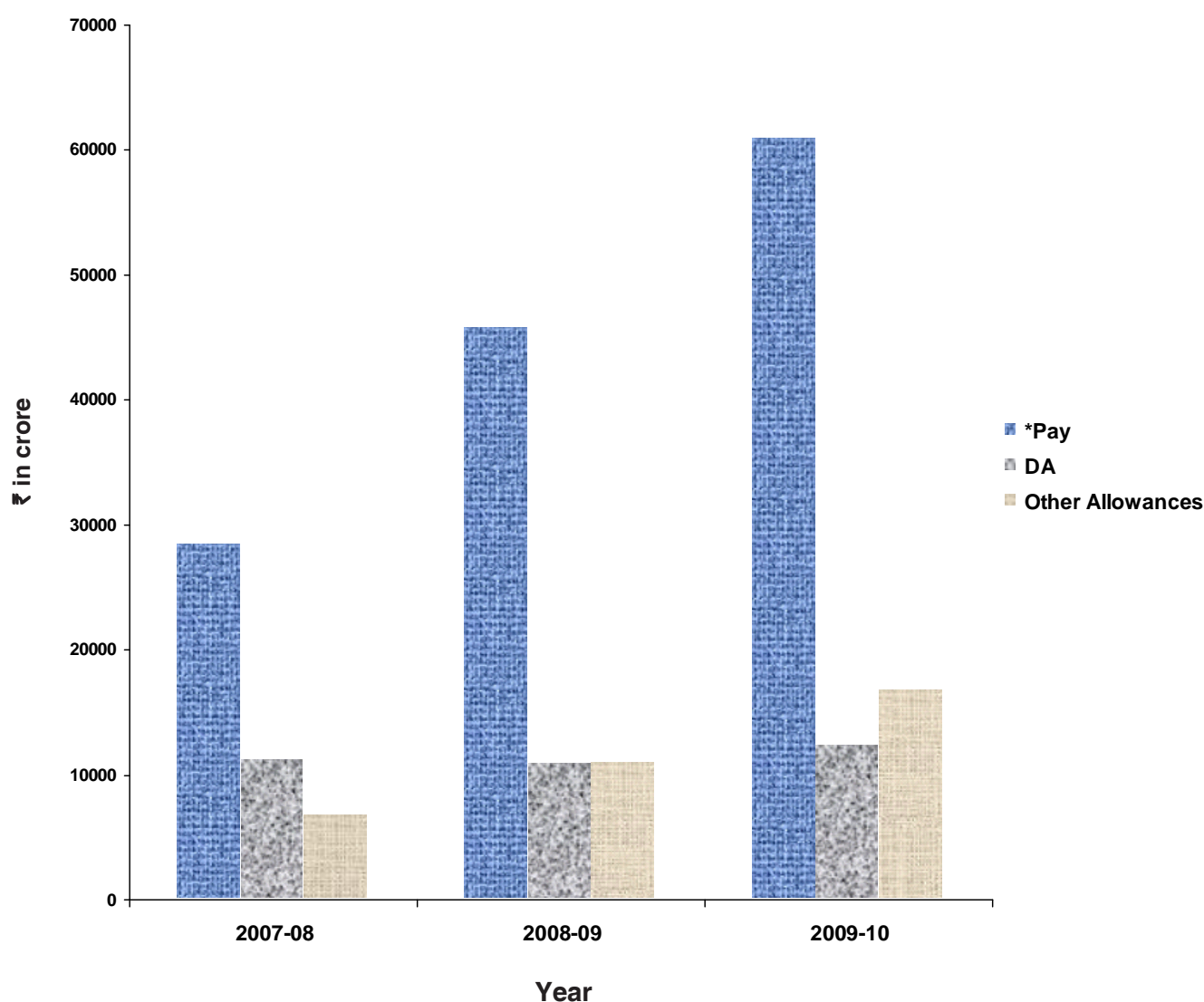
- Note: (i) This does not include the expenditure incurred on Travelling Allowance, Productivity Linked Bonus/Ad hoc Bonus, Honorarium and Encashment of Earned Leave.
- (ii) This does not include the expenditure incurred on employees of UTs but includes the expenditure on the employees of Missions/Embassies.
- (iii) Other Allowances includes HRA, OTA, Transport Allowance, Special Pay and Deput. (Duty) Allowance, CEA, Reimbursement of Medical Charges, Leave Travel Concession and Other Compensatory Allowances.

**EXPENDITURE ON PAY AND ALLOWANCES OF THE CENTRAL GOVERNMENT
CIVILIAN EMPLOYEES INCLUDING EMPLOYEES OF UNION TERRITORIES**

(₹ in Crore)

Year	*Pay	DA	Other Allowances	Total
2007-08	28354.47	11156.16	6719.35	46229.98
2008-09	45741.16	10818.78	10903.73	67463.67
2009-10	60918.41	12276.01	16665.84	89860.26

Expenditure on Pay and Allowances including Union Territories



* Pay of the financial year 2008-09 and 2009-10 include 40% and 60% arrear respectively of the 6th CPC.

Note : (i) This does not include the expenditure incurred on Travelling Allowance, Productivity Linked Bonus/Ad hoc Bonus, Honorarium and Encashment of Earned Leave.

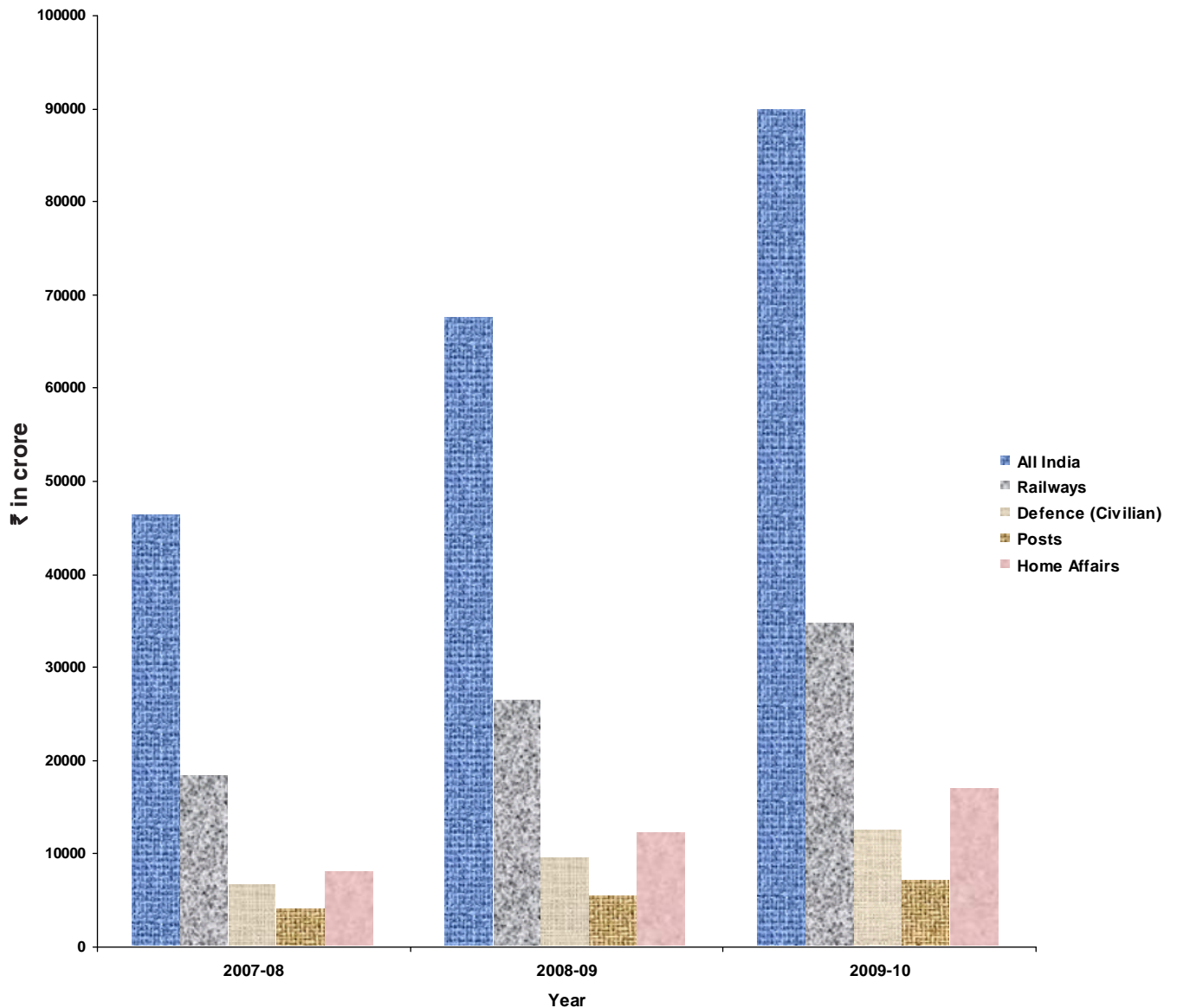
(ii) Other Allowances includes HRA, OTA, Transport Allowance, Special Pay and Deput. (Duty) Allowance, CEA, Reimbursement of Medical Charges, Leave Travel Concession and Other Compensatory Allowances.

**EXPENDITURE ON PAY AND ALLOWANCES OF MAJOR
MINISTRIES DURING THE LAST THREE YEARS**

(₹ in Crore)

Year	All India	Railways	Defence (Civilian)	Posts	Home Affairs
2007-08	46229.98	18287.10	6553.20	3988.25	7905.70
2008-09	67463.67	26391.95	9381.45	5296.62	12118.48
2009-10	89860.26	34613.18	12355.83	7044.49	16813.85

Expenditure on Pay and Allowances of Major Ministries



Note : Expenditure figure do not include Travelling Allowance, Productivity Linked Bonus/Ad hoc Bonus, Honorarium and Encashment of Earned Leave.

**COMPONENT-WISE BREAK UP OF EXPENDITURE ON PAY AND
ALLOWANCES OF THE CENTRAL GOVERNMENT CIVILIAN
EMPLOYEES DURING THE LAST THREE YEARS**

(₹ in Crore)

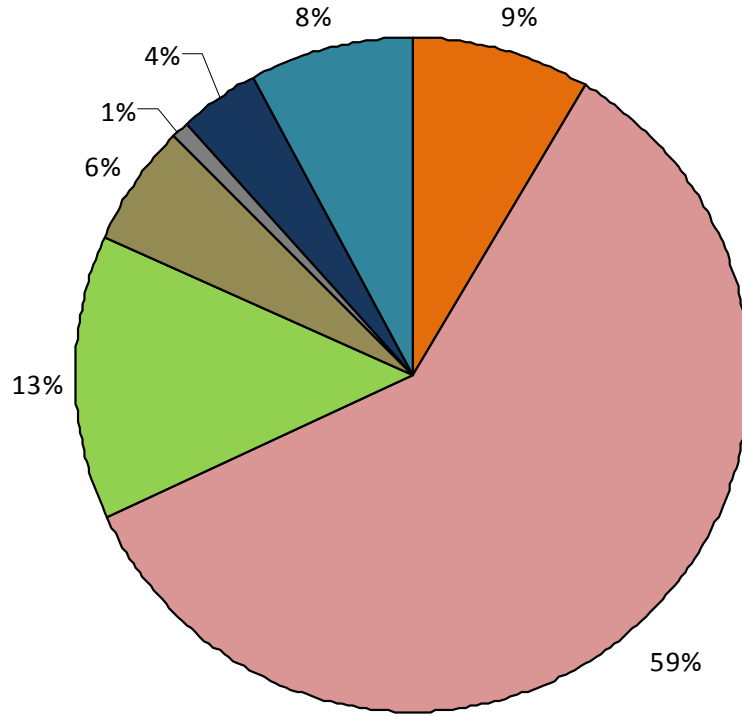
S.No.	Pay/Allowances	2007-08	2008-09	2009-10
1	2	3	4	5
1	*Pay of Gazetted Officers	3272.75	5862.78	7694.29
2	*Pay of Non-Gazetted Staff	24517.69	39136.31	52151.47
3	Dearness Allowance	10950.71	10575.94	11999.37
	Sub-Total (i)	38741.15	55575.03	71845.13
1	House Rent Allowance	2732.86	4060.34	5183.43
2	Overtime Allowance	746.83	869.72	881.24
3	Transport Allowance	291.13	1770.32	3334.65
4	Spl. Pay & Deput. (Duty) Allowance	38.33	47.93	86.97
5	Composite Hill Compen. Allowance	14.45	23.30	45.04
6	Children Education Allowance	108.94	147.56	562.51
7	Reimbursement of Medical Charges	434.78	492.70	518.89
8	Leave Travel Concession	142.25	406.35	483.92
9	Other Compensatory Allowances	2023.89	2812.77	5130.83
	Sub-Total (ii)	6533.46	10630.99	16227.48
	Grand Total (i) + (ii)	45274.61	66206.02	88072.61
	Travelling Allowance	1548.81	1976.40	2611.27

* Pay of the financial year 2008-09 and 2009-10 include 40% and 60% arrear respectively of the 6th CPC.

Note : (i) This does not include the expenditure incurred on Productivity Linked Bonus/Ad hoc Bonus, Honorarium and Encashment of Earned Leave.

(ii) This does not include the expenditure incurred on employees of UTs but includes the expenditure on the employees of Missions/Embassies.

Pie chart showing percentage expenditure incurred on different components of pay and allowances during 2009-10



Pay of Gazetted Officers

Pay of Non-Gazetted Staff

Dearness Allowance

House Rent Allowance

Overtime Allowance

Transport Allowance

Other Compensatory Allowances

**COMPONENT-WISE BREAK UP OF EXPENDITURE ON PAY AND ALLOWANCES
OF THE CENTRAL GOVERNMENT CIVILIAN EMPLOYEES INCLUDING EMPLOYEES
OF UNION TERRITORIES DURING THE LAST THREE YEARS**

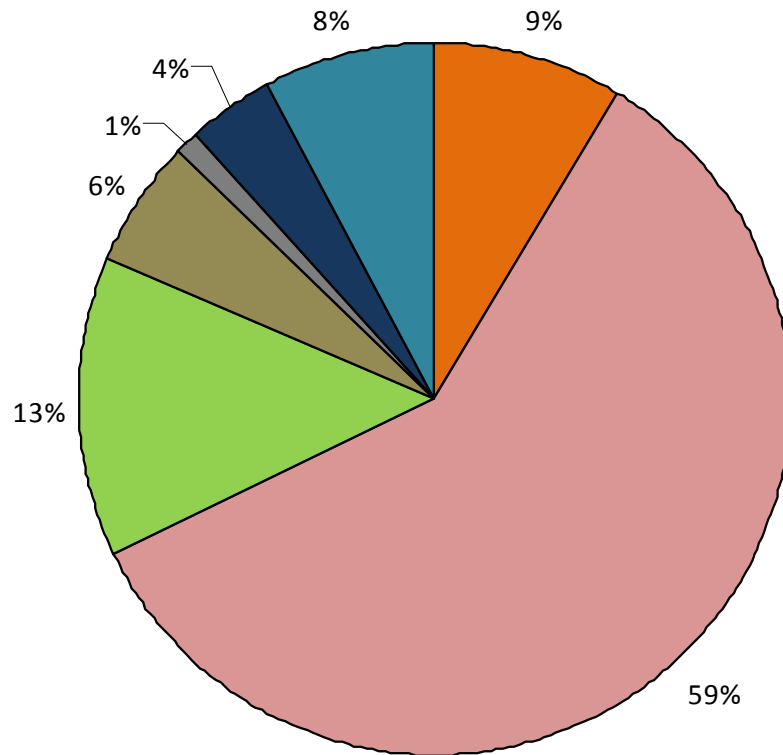
(₹ in Crore)

S.No.	Pay/Allowances	2007-08	2008-09	2009-10
1	2	3	4	5
1	*Pay of Gazetted Officers	3349.14	5972.16	7846.46
2	*Pay of Non-Gazetted Staff	25005.33	39769.00	53071.95
3	Dearness Allowance	11156.16	10818.78	12276.01
	Sub-Total (i)	39510.63	56559.94	73194.42
1	House Rent Allowance	2776.19	4138.37	5286.72
2	Overtime Allowance	763.94	882.37	893.92
3	Transport Allowance	295.16	1801.14	3393.82
4	Spl. Pay & Deput. (Duty) Allowance	40.06	49.27	88.60
5	Composite Hill Compen. Allowance	14.45	23.30	45.04
6	Children Education Allowance	110.31	154.28	571.88
7	Reimbursement of Medical Charges	450.71	508.12	537.13
8	Leave Travel Concession	152.71	425.43	512.26
9	Other Compensatory Allowances	2115.82	2921.45	5336.47
	Sub-Total (ii)	6719.35	10903.73	16665.84
	Grand Total (i) + (ii)	46229.98	67463.67	89860.26
	Travelling Allowance	1573.72	1997.74	2633.06

* Pay of the financial year 2008-09 and 2009-10 include 40% and 60% arrear respectively of the 6th CPC.

Note : This does not include the expenditure incurred on Productivity Linked Bonus/Ad hoc Bonus, Honorarium and Encashment of Earned Leave.

Pie chart showing percentage expenditure incurred on different components of pay and allowances including employees of Union Territories during 2009-10



■ Pay of Gazetted Officers

■ Pay of Non-Gazetted Staff

■ Dearness Allowance

■ House Rent Allowance

■ Overtime Allowance

■ Transport Allowance

■ Other Compensatory Allowances

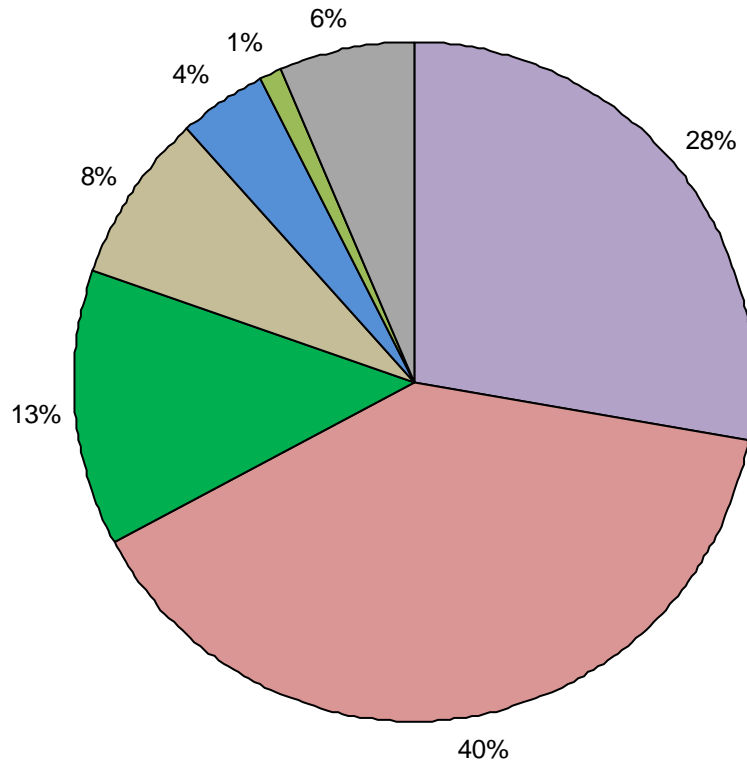
**COMPONENT-WISE BREAK UP OF EXPENDITURE ON PAY AND ALLOWANCES
OF THE EMPLOYEES OF OTHER DEPARTMENTS EXCLUDING EMPLOYEES
OF UTs, MINISTRIES/DEPARTMENTS OF RAILWAYS, DEFENCE, POSTS,
HOME AFFAIRS AND MISSIONS**

		(₹ in Crore)		
Sl. No.	Pay/Allowances	2007-08	2008-09	2009-10
1	2	3	4	5
1	*Pay of Gazetted Officers	1906.13	3501.86	4582.41
2	*Pay of Non-Gazetted Staff	2996.05	4873.24	6498.84
3	Dearness Allowance	1899.78	1855.85	2190.83
	Sub-Total (i)	6801.96	10230.95	13272.08
1	House Rent Allowance	661.11	1034.07	1314.60
2	Overtime Allowance	48.41	50.52	54.18
3	Transport Allowance	86.77	342.08	689.46
4	Spl. Pay & Deput. (Duty) Allowance	13.05	20.03	32.01
5	Composite Hill Compen. Allowance	3.37	5.36	9.84
6	Children Education Allowance	5.16	24.17	113.95
7	Reimbursement of Medical Charges	177.23	187.66	195.25
8	Leave Travel Concession	49.72	258.70	200.18
9	Other Compensatory Allowances	205.88	268.40	629.37
	Sub-Total (ii)	1250.70	2190.99	3238.83
	Grand Total (i) + (ii)	8052.66	12421.94	16510.91
	Travelling Allowance	384.13	481.51	554.50

* Pay of the financial year 2008-09 and 2009-10 include 40% and 60% arrear respectively of the 6th CPC.

Note : This does not include the expenditure incurred on Productivity Linked Bonus/Ad hoc Bonus, Honorarium and Encashment of Earned Leave.

Pie chart showing percentage expenditure incurred on different components of pay and allowances excluding UTs, Railways, Defence, Posts, Home Affairs and Missions during 2009-10



■ Pay of Gazetted Officers

■ Pay of Non-Gazetted Staff

■ Dearness Allowance

■ House Rent Allowance

■ Transport Allowance

■ Leave Travel Concession

■ Other Compensatory Allowances

EXPENDITURE ON PAY AND ALLOWANCES OF THE EMPLOYEES OF M/O RAILWAYS

(₹ in Crore)

Sl. No.	Pay/Allowances	2007-2008	2008-2009	2009-10
1	2	3	4	5
1	*Pay of Gazetted Officers	427.15	749.87	876.42
2	*Pay of Non-Gazetted Staff	10856.50	17273.70	23079.79
3	Dearness Allowance	4235.37	4116.32	4660.73
	Sub-Total (i)	15519.02	22139.89	28616.94
1	House Rent Allowance	1210.79	1728.06	2024.94
2	Overtime Allowance	324.27	386.27	406.10
3	Transport Allowance	109.42	729.39	1314.84
4	Special Pay and Deput.(Duty) Allowance	8.36	7.42	19.53
5	Composite Hill Compensatory Allowance	0.44	0.80	3.77
6	Children Education Allowance	14.34	19.45	157.84
7	Reimbursement of Medical Charges	21.39	36.35	21.98
8	Leave Travel Concession #	0.01	0.13	45.62
9	Other Compensatory Allowances	1079.06	1344.19	2001.62
	Sub - Total (ii)	2768.08	4252.06	5996.24
	Grand Total (i) + (ii)	18287.10	26391.95	34613.18
	Travelling Allowance	397.00	605.76	1022.70

The Employees of Railways get free passes.

* Pay of the financial year 2008-09 and 2009-10 include 40% and 60% arrear respectively of the 6th CPC.

EXPENDITURE ON PAY AND ALLOWANCES OF THE
CIVILIAN EMPLOYEES OF M/O DEFENCE

(₹ in Crore)

Sl. No.	Pay/Allowances	2007-2008	2008-2009	2009-10
1	2	3	4	5
1	*Pay of Gazetted Officers	620.84	1007.80	1504.91
2	*Pay of Non-Gazetted Staff	3340.72	5245.84	6788.28
3	Dearness Allowance	1462.13	1420.79	1646.11
	Sub-Total (i)	5423.69	7674.43	9939.30
1	House Rent Allowance	437.33	673.21	918.76
2	Overtime Allowance	333.50	392.88	383.43
3	Transport Allowance	60.81	277.15	562.89
4	Special Pay and Deput.(Duty) Allowance	5.50	9.07	16.73
5	Composite Hill Compensatory Allowance	4.39	6.88	14.39
6	Children Education Allowance	2.76	4.00	66.10
7	Reimbursement of Medical Charges	108.41	128.59	152.18
8	Leave Travel Concession	16.76	38.39	109.91
9	Other Compensatory Allowances	160.05	176.85	192.14
	Sub - Total (ii)	1129.51	1707.02	2416.53
	Grand Total (i) + (ii)	6553.20	9381.45	12355.83
	Travelling Allowance	178.38	188.02	218.61

* Pay of the financial year 2008-09 and 2009-10 include 40% and 60% arrear respectively of the 6th CPC.

**EXPENDITURE ON PAY AND ALLOWANCES OF THE EMPLOYEES OF DEPARTMENT
OF POSTS****

(₹ in Crore)

Sl. No.	Pay/Allowances	2007-2008	2008-2009	2009-10
1	2	3	4	5
1	*Pay of Gazetted Officers	66.55	106.91	139.97
2	*Pay of Non-Gazetted Staff	2336.72	3639.39	4901.88
3	Dearness Allowance	1166.38	870.23	962.99
	Sub-Total (i)	3569.65	4616.53	6004.84
1	House Rent Allowance	245.62	368.42	496.25
2	Overtime Allowance	39.31	39.12	36.55
3	Transport Allowance	23.92	134.72	265.22
4	Special Pay and Deput.(Duty) Allowance	1.56	1.94	2.19
5	Composite Hill Compensatory Allowance	1.46	2.09	2.41
6	Children Education Allowance	1.47	5.47	33.13
7	Reimbursement of Medical Charges	37.34	36.54	41.59
8	Leave Travel Concession	7.73	32.07	31.39
9	Other Compensatory Allowances	60.19	59.72	130.92
	Sub - Total (ii)	418.60	680.09	1039.65
	Grand Total (i) + (ii)	3988.25	5296.62	7044.49
	Travelling Allowance	35.28	45.21	45.76

** This includes Grameen Dak Sewak also.

* Pay of the financial year 2008-09 and 2009-10 include 40% and 60% arrear respectively of the 6th CPC.

**EXPENDITURE ON PAY AND ALLOWANCES OF THE EMPLOYEES OF
MINISTRY OF HOME AFFAIRS**

(₹ in Crore)

Sl. No.	Pay/Allowances	2007-2008	2008-2009	2009-10
1	2	3	4	5
1	*Pay of Gazetted Officers	230.92	461.53	536.55
2	*Pay of Non-Gazetted Staff	4877.07	7948.82	10714.17
3	Dearness Allowance	1984.56	2075.57	2228.64
	Sub-Total (i)	7092.55	10485.92	13479.36
1	House Rent Allowance	178.01	256.58	428.88
2	Overtime Allowance	1.34	1.20	0.98
3	Transport Allowance	10.21	286.98	502.24
4	Special Pay and Deput.(Duty) Allowance	9.86	9.47	16.52
5	Composite Hill Compensatory Allowance	4.79	8.17	14.63
6	Children Education Allowance	24.98	28.04	116.62
7	Reimbursement of Medical Charges	56.11	66.57	57.19
8	Leave Travel Concession	36.74	45.59	63.98
9	Other Compensatory Allowances	491.11	929.96	2133.45
	Sub - Total (ii)	813.15	1632.56	3334.49
	Grand Total (i) + (ii)	7905.70	12118.48	16813.85
	Travelling Allowance	450.55	524.31	647.88

* Pay of the financial year 2008-09 and 2009-10 include 40% and 60% arrear respectively of the 6th CPC.

**EXPENDITURE ON PAY AND ALLOWANCES OF THE EMPLOYEES
OF UNION TERRITORY ADMINISTRATIONS**

(₹ in Crore)

Sl. No.	Pay/Allowances	2007-2008	2008-2009	2009-10
1	2	3	4	5
1	*Pay of Gazetted Officers	76.38	109.38	152.17
2	*Pay of Non-Gazetted Staff	487.64	632.69	920.48
3	Dearness Allowance	205.45	242.84	276.64
	Sub-Total (i)	769.47	984.91	1349.29
1	House Rent Allowance	43.33	78.03	103.29
2	Overtime Allowance	17.11	12.65	12.68
3	Transport Allowance	4.03	30.82	59.17
4	Special Pay and Deput. (Duty) Allow.	1.73	1.34	1.63
5	Children Education Allowance	1.38	6.72	9.37
6	Reimbursement of Medical Charges	15.93	15.42	18.24
7	Leave Travel Concession	10.46	19.08	28.34
8	Other Compensatory Allowances	91.93	108.68	205.64
	Sub-Total (ii)	185.90	272.74	438.36
	Grand Total (i) + (ii)	955.37	1257.65	1787.65
	Travelling Allowance	24.91	21.34	21.79

* Pay of the financial year 2008-09 and 2009-10 include 40% and 60% arrear respectively of the 6th CPC.

**EXPENDITURE ON PAY AND ALLOWANCES OF REGULAR EMPLOYEES
AND LOCAL RECRUITS IN INDIAN MISSIONS ABROAD**

(₹ in Crore)

Sl. No.	Pay/Allowances	2007-2008	2008-2009	2009-10
1	2	3	4	5
	<u>INDIA BASED</u>			
1	*Pay of Officers	21.16	34.81	54.03
2	*Pay of Establishment	23.09	38.72	58.53
	Sub-total (i)	44.25	73.53	112.56
1	Foreign Allowance	202.49	237.18	310.07
2	Children Education Allowance	60.23	66.43	74.87
3	Home Leave Fares	31.29	31.47	32.84
4	Reimbursement of Medical Charges	34.30	36.99	50.70
5	Other Compensatory Allowances	8.87	12.13	14.76
6	Representational Grant	12.25	14.40	17.74
	Sub- Total (ii)	349.43	398.60	500.98
	<u>LOCAL RECRUITS</u>			
1	Pay	87.54	116.60	109.98
2	Allowances	6.48	7.12	10.83
	Sub-Total (iii)	94.02	123.72	120.81
	Grand Total (i)+(ii)+(iii)	487.70	595.85	734.35
	Travelling Allowance	103.51	131.59	121.82

* Pay of the financial year 2008-09 and 2009-10 include 40% and 60% arrear respectively of the 6th CPC.

**EXPENDITURE ON HOUSE RENT ALLOWANCE OF CENTRAL
GOVERNMENT CIVILIAN EMPLOYEES INCLUDING EMPLOYEES
OF UNION TERRITORIES BY CLASS OF CITIES**

(₹ in Crore)

Expenditure on House Rent Allowance	
Class of City	2009-10
X	2548.22 (48.20)
Y	1634.24 (30.91)
Z	1104.26 (20.89)
Total	5286.72 (100.00)

N.B.: Figures in parentheses are the percentages to the total expenditure on House Rent Allowance.

RATES OF HOUSE RENT ALLOWANCE (w.e.f. 1.9.2008)

Classification of Cities/Towns	Rates of HRA as a percentage of (Basic pay+NPA where applicable)
X	30%
Y	20%
Z	10%

RATES OF TRANSPORT ALLOWANCE (w.e.f. 1.9.2008)

Employees drawing grade of pay	Rates of Transport Allowance per month in (₹)	
	*13 cities previously classified as 'A-1'/'A'	Other Places
1. ₹5400 & above	₹3200+DA	₹ 1600+DA
2. ₹4200, ₹4600 and ₹4800	₹1600+DA	₹ 800+DA
3. Below ₹4200 but drawing pay in the pay band equal to ₹7440 & above	₹1600+DA	₹ 800+DA
4. Below ₹4200 and pay in the pay band below ₹7440	₹600+DA	₹400+DA

* Ahmedabad (UA), Bangalore (UA), Chennai (UA), Delhi (UA), Greater Mumbai (UA), Hyderabad (UA), Jaipur (UA), Kanpur (UA), Kolkata (UA), Lucknow (UA), Nagpur (UA), Pune (UA) & Surat (UA)

**EXPENDITURE INCURRED ON PAY AND ALLOWANCES BY THE CENTRAL MINISTRIES/DEPARTMENTS
ON CIVILIAN EMPLOYEES DURING 2009-2010**

(₹ in Crore)

Sl. No.	Ministry/Department	*Pay	DA	HRA	OTA	TPT	Others	Total	Travel Allow.	Bonus	Honora- rium	Encashment of E.L.
1.	2.	3.	4.	5.	6.	7.	8.	9.	10.	11.	12.	13.
1	Agricultural Research & Education	1.95	0.35	0.20	0.01	0.09	0.10	2.70	0.14	0.01	0.00	0.85
2	Agriculture and Cooperation	126.83	24.10	15.24	0.24	7.05	5.65	179.11	7.03	1.49	0.58	1.80
3	Animal Husbandry and Dairying	76.10	15.43	8.17	1.05	4.54	5.34	110.63	3.79	1.09	0.06	2.48
4	Atomic Energy	1062.50	212.50	87.08	29.71	57.05	364.34	1813.18	30.59	6.69	0.83	30.09
5	AYUSH	6.45	1.35	0.95	0.01	0.23	0.42	9.41	0.71	0.08	0.00	0.15
6	Bio-Technology	5.55	1.17	0.84	0.03	0.48	0.05	8.12	1.32	0.05	0.08	0.25
7	Cabinet Secretariat	6.16	1.51	0.67	0.10	0.67	0.82	9.93	0.57	0.06	0.06	0.30
8	Chemicals and Petrochemicals	9.12	1.79	1.14	0.12	0.61	0.82	13.60	1.04	0.05	0.12	0.10
9	Civil Aviation	31.15	6.23	4.67	0.18	2.77	1.69	46.69	4.04	0.28	0.17	0.39
10	Coal	9.63	1.86	1.45	0.04	0.79	0.50	14.27	0.56	0.12	0.05	0.27
11	Commerce	175.61	34.98	31.70	0.31	14.68	13.99	271.27	19.70	2.42	0.13	3.49
12	Consumer Affairs	29.36	6.26	4.66	0.06	2.34	2.10	44.78	2.11	0.25	0.02	0.25
13	Corporate Affairs	41.59	8.32	5.30	0.07	3.96	2.36	61.60	1.64	0.34	0.05	1.19
14	Culture	163.82	31.63	21.38	0.62	6.13	17.02	240.60	7.83	1.13	0.31	4.48
15	Defence (Civilian)	8293.19	1646.11	918.76	383.43	562.89	551.45	12355.83	218.61	118.97	11.49	131.00
16	Development of NE Region	7.85	1.40	0.98	0.07	0.41	1.24	11.95	0.86	0.05	0.05	0.22
17	Disinvestment	2.05	0.40	0.18	0.00	0.13	0.16	2.92	0.73	0.01	0.01	0.01
18	Drinking Water & Sanitation	2.21	0.42	0.33	0.01	0.13	0.10	3.20	0.44	0.01	0.00	0.02
19	Earth Sciences	173.19	34.12	19.60	0.03	11.71	9.08	247.73	5.34	1.63	0.08	6.52
20	Economic Affairs	33.48	6.10	4.72	1.06	3.31	2.63	51.30	3.90	0.49	0.65	0.85
21	Environment & Forests	94.22	18.14	6.07	0.12	4.35	7.84	130.74	8.50	0.99	0.53	2.70
22	Expenditure	21.00	4.25	2.73	0.19	1.64	1.56	31.37	1.04	0.05	0.03	0.28
23	External Affairs**	92.44	18.95	13.67	0.18	4.24	5.57	135.05	57.05	0.76	0.02	4.08
24	Fertilizers	8.60	1.63	0.97	0.06	0.85	0.60	12.71	0.67	0.07	0.08	0.19

(₹ Crore)

Sl. No.	Ministry/Department	*Pay											Total	Travel Allow.	Bonus	Honora- rium	Encashment of E.L.
		1.	2.	3.	4.	5.	6.	7.	8.	9.	10.	11.					
25	Financial Services			33.05	6.22	4.32	0.12	2.13	2.65	48.49	1.06	0.29	0.06	0.63			
26	Food & Public Distribution			36.10	7.22	5.05	0.20	2.41	1.66	52.64	1.64	0.30	0.12	1.07			
27	Food Processing Industries			5.52	1.06	0.56	0.07	0.54	0.79	8.54	1.83	0.03	0.02	0.38			
28	Health & Family Welfare			750.96	148.70	106.65	0.78	59.45	117.20	1183.74	12.87	6.31	0.34	15.90			
29	Heavy Industry			6.80	1.36	0.98	0.05	0.65	0.63	10.47	0.79	0.06	0.04	0.46			
30	Higher Education			41.48	8.48	5.63	0.12	3.58	2.50	61.79	2.82	0.49	0.31	1.47			
31	Home Affairs			11250.72	2228.64	428.88	0.98	502.24	2402.39	16813.85	647.88	193.29	3.57	132.29			
32	Indian Audit & Accounts			1441.52	268.69	192.45	0.13	89.14	68.63	2060.56	95.96	13.30	3.06	41.19			
33	Industrial Policy & Promotion			66.46	13.77	7.39	0.34	4.75	6.39	99.10	3.44	0.87	0.20	1.43			
34	Information and Broadcasting			120.64	28.03	13.48	0.61	7.65	8.88	179.29	6.17	1.32	0.40	3.16			
35	Information Technology			196.73	50.09	26.95	0.49	18.02	17.08	309.36	4.92	0.73	0.22	5.95			
36	Labour & Employment			207.18	41.44	16.08	0.28	11.04	12.22	288.24	12.22	1.96	0.32	4.57			
37	Land Resources			2.79	0.64	0.40	0.05	0.34	0.24	4.46	0.34	0.03	0.06	0.12			
38	Law and Justice			70.59	12.24	7.46	0.26	5.18	4.02	99.75	3.23	0.75	0.23	0.70			
39	Micro, Small and Medium Enterprises			57.32	10.82	7.91	0.05	4.31	4.67	85.08	1.34	0.51	0.03	0.75			
40	Mines			287.46	62.84	38.56	0.29	18.60	13.49	421.24	16.38	2.05	0.55	5.75			
41	Minority Affairs			5.63	1.16	0.70	0.04	0.40	0.36	8.29	0.57	0.04	0.04	0.18			
42	New & Renewable Energy			11.24	1.93	0.98	0.04	0.79	0.75	15.73	1.15	0.04	0.02	0.54			
43	Overseas Indian Affairs			5.21	0.99	0.63	0.02	0.72	0.53	8.10	2.96	0.03	0.01	0.00			
44	Panchayati Raj			3.03	0.51	0.30	0.03	0.17	0.14	4.18	0.31	0.01	0.03	0.00			
45	Parliamentary Affairs			3.45	0.72	0.38	0.03	0.30	0.16	5.04	1.19	0.03	0.03	0.05			
46	Personnel, Public Grievances & Pensions			207.92	41.59	27.64	0.19	16.83	20.31	314.48	10.53	2.50	0.50	2.79			
47	Petroleum and Natural Gas			6.93	1.39	1.04	0.10	0.88	0.92	11.26	0.67	0.06	0.02	0.45			
48	Planning Commission			35.68	6.63	4.17	0.16	2.75	4.18	53.57	3.68	0.18	0.21	0.01			
49	Posts##			5041.85	962.99	496.25	36.55	265.22	241.63	7044.49	45.76	217.12	7.79	164.17			
50	Power			60.62	12.48	7.04	0.13	4.88	4.33	89.48	2.98	0.38	0.08	4.40			
51	President's Secretariat			7.85	1.43	0.20	0.10	0.63	0.45	10.66	0.25	0.08	0.10	0.55			

Sl. No.	Ministry/Department	*Pay	DA	HRA	OTA	TPT	Others	Total	Travel Allow.	Bonus	Honora- rium	Encashment of E.L.
1.	2.	3.	4.	5.	6.	7.	8.	9.	10.	11.	12.	13.
52	Prime Minister's Office	12.80	2.42	1.50	0.19	0.98	1.13	19.02	1.94	0.10	0.10	0.00
53	Public Enterprises	3.15	0.63	0.47	0.02	0.28	0.08	4.63	0.44	0.02	0.00	0.09
54	Railways	23956.21	4660.73	2024.94	406.10	1314.84	2250.36	34613.18	1022.70	1048.24	24.30	593.85
55	Revenue	2945.17	560.83	362.36	11.70	184.51	184.87	4249.44	84.78	23.42	5.62	75.03
56	Road Transport & Highways	47.02	9.34	6.86	0.23	4.67	3.38	71.50	3.21	0.45	0.58	1.10
57	Rural Development	14.17	2.83	2.19	0.12	1.40	0.83	21.54	0.78	0.09	0.07	0.10
58	School Education and Literacy	5.22	0.99	0.44	0.05	0.40	0.38	7.48	1.08	0.06	0.04	0.25
59	Science & Technology	211.51	40.69	22.30	0.17	12.02	13.77	300.46	13.58	2.62	0.50	1.96
60	Shipping	52.28	9.90	5.17	0.02	3.13	8.96	79.46	4.96	0.44	0.07	1.01
61	Social Justice & Empowerment	19.74	4.14	2.96	0.11	1.17	0.96	29.08	1.69	0.18	0.12	0.81
62	Space	634.42	150.51	66.31	1.07	25.86	159.96	1038.13	31.65	1.38	0.10	21.08
63	Statistics & Programme Implementation	151.00	27.47	24.21	0.15	10.05	6.65	219.53	10.60	1.05	0.96	3.54
64	Steel	9.49	1.85	1.29	0.07	0.68	0.63	14.01	0.71	0.07	0.02	0.47
65	Telecommunication	89.74	16.77	10.46	0.29	5.55	5.81	128.62	7.85	0.45	0.21	4.69
66	Textiles	122.75	22.18	14.79	0.06	8.87	5.61	174.26	10.92	1.49	0.13	3.43
67	Tourism	13.76	2.25	1.81	0.05	0.88	0.69	19.44	1.94	0.12	0.08	0.38
68	Tribal Affairs	7.02	1.40	1.07	0.03	0.65	0.53	10.70	0.55	0.07	0.07	0.08
69	Union Public Service Commission	44.40	9.33	5.55	0.12	4.01	3.10	66.51	1.62	0.45	1.42	1.87
70	Urban Development@@	592.52	112.58	43.66	0.40	23.51	29.62	802.29	9.50	2.76	1.28	2.37
71	Vice President's Secretariat	1.26	0.23	0.07	0.05	0.09	0.11	1.81	0.03	0.02	0.00	0.01
72	Water Resources	227.41	46.85	28.44	0.23	14.51	15.02	332.46	15.52	2.58	0.27	7.87
73	Women & Child Development	14.34	2.58	1.76	0.03	1.03	0.54	20.28	1.00	0.12	0.04	0.61
74	Youth Affairs and Sports	9.06	1.74	1.28	0.07	0.91	0.79	13.85	1.25	0.01	0.10	0.00
Total		59623.22	11689.30	5183.43	881.24	3334.65	6626.41	87338.25	2489.45	1666.04	69.84	1301.52

*Pay includes 60% arrear of the 6th CPC.

** Excluding Missions Abroad.

##Including Grameen Dak Sewak.

@ @ Including HUPA.

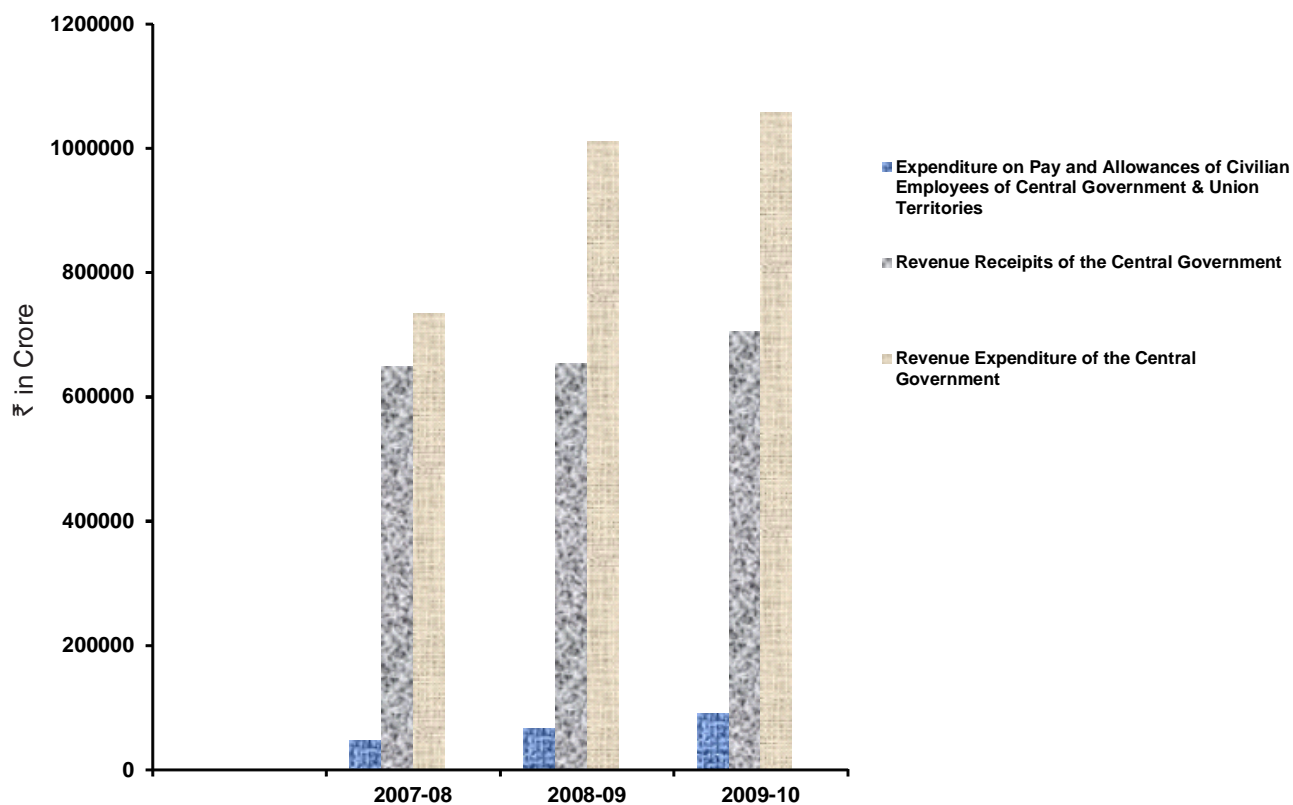
**EXPENDITURE ON PAY AND ALLOWANCES OF CENTRAL GOVERNMENT CIVILIAN
EMPLOYEES INCLUDING EMPLOYEES OF THE UNION TERRITORIES AS
PERCENTAGE OF REVENUE RECEIPTS AND REVENUE EXPENDITURE**

(₹ in Crore)

Year	Expenditure on Pay and Allowances of Civilian Employees of Central Government & Union Territories	Revenue Receipts of the Central Government	Revenue Expenditure of the Central Government	Expenditure on pay and Allowances as percentage of	
				Revenue Receipts	Revenue Expenditure
2007-08	46230	649426	734861	7.12	6.29
2008-09	67464	653847	1010224	10.32	6.68
2009-10	89860	704523	1057478	12.75	8.50

Note : The above figures of the revenue receipts & expenditure have been taken from Annual Financial Statement of the Central Government as laid before the Parliament. The figures of receipts & expenditure includes Railways also.

Expenditure on Pay and Allowances vis a vis Revenue Receipts & Revenue Expenditure



**GROUP-WISE AND STATUS (G/NG) WISE ESTIMATED NUMBER OF CENTRAL
GOVERNMENT CIVILIAN REGULAR EMPLOYEES AS ON 1.3.2010**

Sl. No.	Ministry/Deptt.	Number of Sanctioned Posts							Number in Position					
		A(G)*	B(G)	B(NG)	C(NG)\$	Total	A(G)*	B(G)	B(NG)	C(NG)\$	Total			
1	2	3	4	5	6	7	8	9	10	11	12			
1	Agricultural Research & Education	17	6	9	18	50	17	6	8	12	43			
2	Agriculture and Cooperation	691	580	652	4542	6465	625	525	590	4109	5849			
3	Animal Husbandry and Dairying	336	187	503	3384	4410	259	142	411	3082	3894			
4	Atomic Energy	9478	1021	11249	15009	36757	8649	885	10501	12136	32171			
5	AYUSH	64	24	67	129	284	42	12	53	77	184			
6	Bio-Technology	81	37	42	106	266	58	8	35	85	186			
7	Cabinet Secretariat	52	41	97	152	342	49	30	83	125	287			
8	Chemicals, Petrochemicals & Pharmaceuticals	78	98	33	151	360	64	89	26	102	281			
9	Civil Aviation	380	94	163	888	1525	254	66	112	641	1073			
10	Coal	44	40	51	273	408	33	35	44	220	332			
11	Commerce**	668	884	1034	4474	7060	668	884	1034	4474	7060			
12	Consumer Affairs	237	203	280	627	1347	175	146	196	488	1005			
13	Corporate Affairs	534	51	609	862	2056	339	43	360	611	1353			
14	Culture**	424	377	916	9176	10893	424	377	916	9176	10893			
15	Defence (Civilian)	13628	12084	14366	438570	478648	13046	11723	11057	328892	364718			
16	Development of NE Region	57	47	37	202	343	46	31	19	143	239			
17	Disinvestment	19	8	11	20	58	17	8	11	15	51			
18	Drinking Water and Sanitation	26	18	26	45	115	20	12	9	25	66			
19	Earth Sciences	570	1248	3271	3693	8782	357	1055	2168	2427	6007			
20	Economic Affairs	200	131	139	885	1355	159	121	105	722	1107			
21	Environment & Forests**	516	318	615	3632	5081	516	318	615	3632	5081			
22	Expenditure	164	142	184	587	1077	112	140	142	438	832			
23	External Affairs	1601	586	2238	3134	7559	1534	560	2203	2275	6572			
24	Fertilizers	55	32	82	160	329	62	31	63	107	263			
25	Financial Services	269	148	325	833	1575	208	111	244	653	1216			
26	Food & Public Distribution	192	145	348	837	1522	120	128	299	589	1136			
27	Food Processing Industries	50	12	22	74	158	39	12	14	64	129			
28	Health & Family Welfare**	2723	742	1197	20195	24857	2723	742	1197	20195	24857			
29	Heavy Industry	50	42	52	132	276	43	39	46	96	224			

Sl. No.	Ministry/Deptt.	Number of Sanctioned Posts							Number in Position				
		A(G)*	B(G)	B(NG)	C(NG) ^s	Total	A(G)*	B(G)	B(NG)	C(NG) ^s	Total		
1	2	3	4	5	6	7	8	9	10	11	12		
30	Higher Education	251	88	301	748	1388	229	100	283	702	1314		
31	Home Affairs	17281	6638	21558	814585	860062	12802	4234	18278	720035	755349		
32	Indian Audit & Accounts	695	18093	0	48970	67758	501	15230	0	28928	44659		
33	Industrial Policy & Promotion**	324	190	251	1833	2598	324	190	251	1833	2598		
34	Information and Broadcasting	433	733	648	4695	6509	325	526	464	3729	5044		
35	Information Technology	2837	1114	76	1821	5848	2751	991	68	1467	5277		
36	Labour & Employment	1395	1150	689	5740	8974	975	725	582	4280	6562		
37	Land Resources	26	16	28	52	122	17	17	23	34	91		
38	Law and Justice & Election Comm	418	323	386	2213	3340	312	245	300	1881	2738		
39	Micro, Small and Medium Enterprises**	258	404	62	1410	2134	258	404	62	1410	2134		
40	Mines	3458	705	949	9900	15012	1754	435	731	6134	9054		
41	Minority Affairs	51	26	52	119	248	41	19	41	81	182		
42	New & Renewable Energy**	99	23	106	143	371	99	23	106	143	371		
43	Overseas Indian Affairs	30	23	38	104	195	29	22	20	75	146		
44	Panchayati Raj	26	12	20	42	100	26	12	17	32	87		
45	Parliamentary Affairs	23	14	32	82	151	23	14	29	63	129		
46	Personnel, Public Grievances & Pensions	1448	368	2220	5834	9870	1028	291	1872	5253	8444		
47	Petroleum and Natural Gas	92	24	61	148	325	89	21	56	119	285		
48	Planning Commission	502	304	312	725	1843	273	135	235	541	1184		
49	##Posts**	623	1858	5533	198320	206334	623	1858	5533	198320	206334		
50	Power	592	317	241	874	2024	401	213	242	617	1473		
51	President's Secretariat	28	39	71	196	334	24	39	71	149	283		
52	Prime Minister's Office	42	58	99	298	497	40	56	89	213	398		
53	Public Enterprises	31	9	24	62	126	21	8	21	38	88		
54	Railways	8748	7652	0	1560388	1576788	8988	7863	0	1344668	1361519		
55	Revenue	7827	25360	28160	73265	134612	5880	22966	21949	53008	103803		
56	Road Transport & Highways	349	176	294	1128	1947	269	180	272	954	1675		
57	Rural Development	92	103	152	231	578	74	89	120	137	420		
58	School Education and Literacy	67	69	89	171	396	61	69	89	148	367		
59	Science & Technology	607	822	311	10710	12450	363	651	254	6789	8057		
60	Shipping	274	176	648	1517	2615	208	161	476	1096	1941		

Sl. No.	Ministry/Deptt.	Number of Sanctioned Posts						Number in Position					
		A(G)*	B(G)	B(NG)	C(NG)\$	Total	A(G)*	B(G)	B(NG)	C(NG)\$	Total		
1	2	3	4	5	6	7	8	9	10	11	12		
61	Social Justice & Empowerment	114	97	175	387	773	96	78	154	336	664		
62	Space	7780	515	2879	5272	16446	7878	465	2594	3758	14695		
63	Statistics & Programme Implementation	491	1502	2887	1426	6306	390	1233	1876	1128	4627		
64	Steel	48	55	66	158	327	39	49	59	125	272		
65	Telecommunication**	762	188	448	1448	2846	762	188	448	1448	2846		
66	Textiles	318	490	441	3652	4901	260	424	421	3261	4366		
67	Tourism	62	87	52	365	566	57	79	50	345	531		
68	Tribal Affairs	65	40	74	123	302	50	36	43	90	219		
69	Union Public Service Commission	181	233	396	1227	2037	143	203	348	871	1565		
70	Urban Development@	2696	575	2479	18685	24435	2409	537	2141	13868	18955		
71	Vice President's Secretariat	6	5	0	48	59	5	3	0	43	51		
72	Water Resources	1730	1190	2976	6703	12599	1277	963	2106	5148	9494		
73	Women & Child Development	80	22	124	488	714	58	18	101	392	569		
74	Youth Affairs and Sports	40	75	60	302	477	36	63	47	244	390		
Total		96504	91307	115086	3299398	3602295	82926	80405	95483	2809545	3068359		

* Includes some non-gazetted posts also.

** Sanctioned strength/In position are provisional.

\$ Erstwhile Group D posts have been categorized as Group C after implementation of 6th CPC

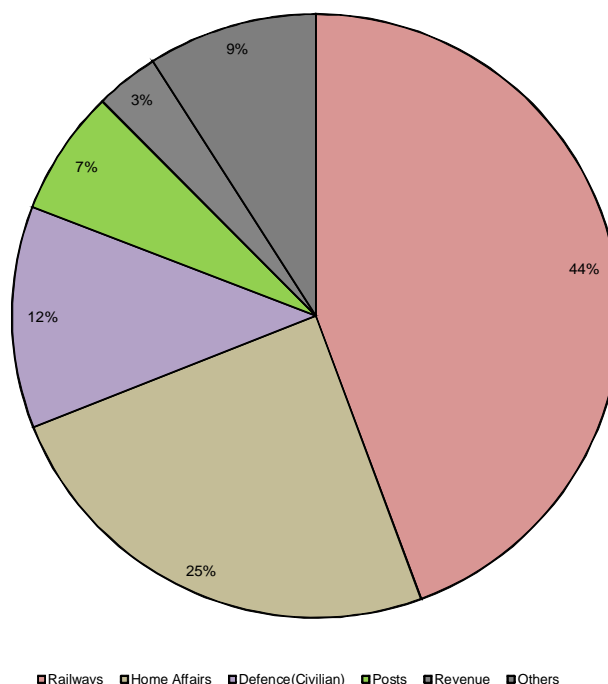
Excluding Grameen Dak Sewak.

@ Including HUPA.

**GROUP-WISE & STATUS-WISE ESTIMATED NUMBER OF
CENTRAL GOVT. CIVILIAN REGULAR EMPLOYEES AS ON 1.3.2010
IN MAJOR MINISTRIES/DEPARTMENTS (EXCLUDING UTs)**

Ministry/ Department	Number of Sanctioned Posts					Number in Position				
	A*	B(G)	B(NG)	C(NG) ^s	Total	A*	B(G)	B(NG)	C(NG) ^s	Total
1	2	3	4	5	6	7	8	9	10	11
Railways	8748 (9.06)	7652 (8.38)	0 (0.00)	1560388 (47.29)	1576788 (43.77)	8988 (10.84)	7863 (9.78)	0 (0.00)	1344668 (47.86)	1361519 (44.37)
Home Affairs	17281 (17.91)	6638 (7.27)	21558 (18.73)	814585 (24.69)	860062 (23.88)	12802 (15.44)	4234 (5.27)	18278 (19.14)	720035 (25.62)	755349 (24.62)
Defence(Civilian)	13628 (14.12)	12084 (13.23)	14366 (12.48)	438570 (13.29)	478648 (13.29)	13046 (15.73)	11723 (14.58)	11057 (11.58)	328892 (11.71)	364718 (11.89)
Posts##	623 (0.65)	1858 (2.03)	5533 (4.81)	198320 (6.01)	206334 (5.73)	623 (0.75)	1858 (2.31)	5533 (5.79)	198320 (7.06)	206334 (6.72)
Revenue	7827 (8.11)	25360 (27.77)	28160 (24.47)	73265 (2.22)	134612 (3.73)	5880 (7.09)	22966 (28.56)	21949 (22.99)	53008 (1.89)	103803 (3.38)
Others	48397 (50.15)	37715 (41.32)	45469 (39.51)	214270 (6.50)	345851 (9.60)	41587 (50.15)	31761 (39.50)	38666 (40.50)	164622 (5.86)	276636 (9.02)
Total	96504	91307	115086	3299398	3602295	82926	80405	95483	2809545	3068359

**Number of Employees in Position as on March, 2010 in
Major Ministries/Departments**



^s Erstwhile Group D posts have been categorized as Group C after implementation of 6th CPC.

* Includes some Non-Gazetted posts also.

Excluding Grameen Dak Sewak.

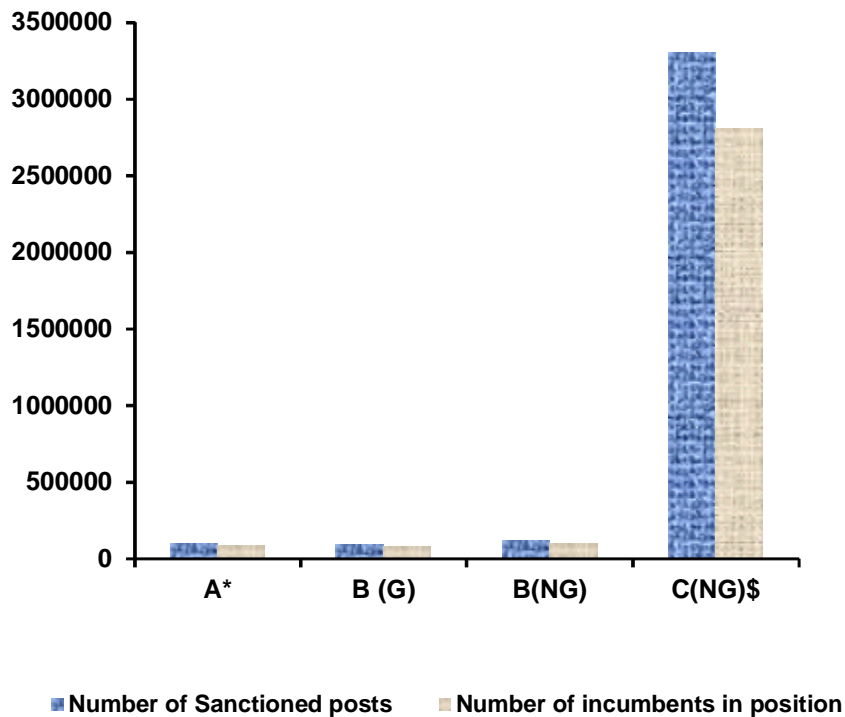
N.B. (i) Figures in parentheses are the percentages to total.

(ii) Home Affairs figures does not include Delhi Police.

**GROUP-WISE NUMBER OF SANCTIONED POSTS & INCUMBENTS
IN POSITION, VACANCIES AND THEIR PERCENTAGES TO
TOTAL SANCTIONED POSTS AS ON 1.03.2010**

Group	Number of sanctioned posts	Number of incumbents in position	Number of vacant posts	Percentage of vacant posts to total sanctioned posts in the group
1	2	3	4	5
A*	96504	82926	13578	14.07
B (G)	91307	80405	10902	11.94
B(NG)	115086	95483	19603	17.03
C(NG)[§]	3299398	2809545	489853	14.85
Total	3602295	3068359	533936	14.82

Number of sanctioned Posts and in Position in different groups



[§] Erstwhile Group D posts have been categorized as Group C after implementation of 6th CPC.

* Includes some Non-Gazetted posts also.

**DISTRIBUTION OF REGULAR CIVILIAN EMPLOYEES IN
CENTRAL GOVERNMENT AND UNION TERRITORY ADMINISTRATIONS
BY GROUP OF POSTS AS ON 01.03.2010**

Sl. No.	Central Govt./Union Territory Administrations	Group of posts			Total
		A	B	C ^s	
1	2	3	4	5	6
1	CENTRAL GOVERNMENT	82926 (2.70)	175888 (5.73)	2809545 (91.57)	3068359 (100.00)
2	UNION TERRITORY ADMINISTRATIONS	3608 (5.70)	8743 (13.82)	50932 (80.48)	63283 (100.00)
	TOTAL	86534 (2.76)	184631 (5.90)	2860477 (91.34)	3131642 (100.00)

^s Erstwhile Group D posts have been categorized as Group C after implementation of 6th CPC.

**STRENGTH (NUMBER OF SANCTIONED POSTS/ NUMBER IN POSITION)
OF CENTRAL POLICE FORCES**

Sl. No.	Name of the Central Police Force	Number of Sanctioned posts (as on 1st March)			Number in Position (as on 1st March)		
		2008	2009	2010	2008	2009	2010
1	2	3	4	5	6	7	8
1	Border Security Force (BSF)	210261	210301	228737	203676	200630	203413
2	Central Reserve Police Force (CRPF)	261320	263598	285630	249624	257591	250583
3	Central Industrial Security Force (CISF)	104856	112669	122414	94441	97834	100669
4	Indo Tibetan Border Police(ITBP)	57497	55119	51890	51681	44742	50194
5	Assam Rifles	65185	64638	66145	62463	63672	65965
6	Special Service Bureau(SSB)	55470	55435	55397	44213	49752	48974
7	National Security Guard(NSG)	7334	9308	9308	6732	7705	7705
	TOTAL	761923	771068	819521	712830	721926	727503

**ALL INDIA WORKING CLASS CONSUMER PRICE INDEX NUMBER FOR
INDUSTRIAL WORKERS (BASE 2001= 100), 12 MONTHLY AVERAGE
AND PERCENTAGE INCREASE OVER 115.76 POINTS**

Year	Jan.	Feb.	March	April	May	June	July	Aug.	Sept.	Oct.	Nov.	Dec.
2006 INDEX	119	119	119	120	121	123	124	124	125	127	127	127
12 Monthly avg.	116.08	116.58	117.08	117.58	118.17	118.92	119.58	120.16	120.83	121.58	122.25	122.92
% increase	0.28	0.71	1.14	1.57	2.08	2.73	3.29	3.80	4.38	5.03	5.61	6.19
2007 INDEX	127	128	127	128	129	130	132	133	133	134	134	134
12 Monthly avg.	123.58	124.33	125.00	125.67	126.33	126.92	127.58	128.33	129.00	129.58	130.17	130.75
% increase	6.76	7.40	7.98	8.56	9.13	9.64	10.21	10.86	11.44	11.94	12.45	12.95
2008 INDEX	134	135	137	138	139	140	143	145	146	148	148	147
12 Monthly avg.	131.33	131.92	132.75	133.58	134.42	135.25	136.17	137.17	138.25	139.42	140.58	141.67
% increase	13.45	13.96	14.68	15.39	16.12	16.84	17.63	18.50	19.43	20.44	21.44	22.38
2009 INDEX	148	148	148	150	151	153	160	162	163	165	168	169
12 Monthly avg.	142.83	143.92	144.83	145.83	146.83	147.92	149.33	150.75	152.17	153.58	155.25	157.08
% increase	23.38	24.33	25.11	25.98	26.84	27.78	29.00	30.23	31.45	32.67	34.11	35.69
2010 INDEX	172	170	170	170	172	174	178	178	179	181	182	185
12 Monthly avg.	159.08	160.92	162.75	164.42	166.17	167.92	169.42	170.75	172.08	173.42	174.58	175.92
% increase	37.42	39.01	40.59	42.03	43.55	45.06	46.35	47.50	48.66	49.81	50.81	51.97
2011 INDEX	188	185	185	186	187	189						
12 Monthly avg.	177.25	178.50	179.75	181.08	182.33	183.58						
% increase	53.12	54.20	55.28	56.43	57.51	58.59						