



GOVERNMENT OF INDIA

BROCHURE

ON

PAY AND ALLOWANCES

OF

CENTRAL GOVERNMENT CIVILIAN EMPLOYEES

2010-2011

PAY RESEARCH UNIT
DEPARTMENT OF EXPENDITURE
MINISTRY OF FINANCE
NEW DELHI

PREFACE

The Pay Research Unit of the Department of Expenditure, Ministry of Finance brings out a “**Brochure on Pay and Allowances of Central Government Civilian Employees**” on an annual basis. As in the past, the **Brochure for 2010-11** provides statistical information on expenditure incurred by different Ministries/Departments of the Central Government on Pay and Allowances including Dearness Allowance, House Rent Allowance, Transport Allowance, Overtime Allowance, etc. in respect of its regular employees. The Brochure also contains information on the group-wise number of sanctioned posts and of incumbents in position in various Ministries/ Departments.

2. The data in the Brochure has been compiled on the basis of quarterly returns on expenditure on pay and allowances and annual returns on the strength of Central Government Civilian Employees furnished by the Central Government establishments to the Pay Research Unit of this Department.

3. The Brochure may be of use for personnel planning and for preparation of reliable estimates of financial implications of various proposals concerning pay and allowances of Central Government employees. While all efforts have been made to present the data in a meaningful manner, suggestions for further improvement would be welcome.

4. Ministry of Finance would like to thank all the Central Government Ministries/ Departments/ Organisations for their cooperation in furnishing the data, without which this compilation would not have been possible. This Ministry would also like to acknowledge the contribution of the National Informatics Centre (North Block).

June, 2012
New Delhi.


(Madhulika P. Sukul)
Joint Secretary
Ministry of Finance
Department of Expenditure

PROJECT STAFF

Name	Designation
Shri A. K. Tiwari	Director (Pay)
Shri Jagdish Chander	Deputy Secretary
Shri Vinay Kumar Pandey	Senior Research Officer
Sh. H.K. Bhatt	Research Assistant
Shri A.K. Puri	Research Assistant
Smt. Pushp Lata	Jr. Research Assistant
Smt. Simmi Takkar	Computer
Shri Umesh Kumar Saini	Computer

CONTENTS

1.	SALIENT FEATURES	1-2
2.	SHARE OF MAJOR COMPONENTS IN TOTAL EXPENDITURE OF CENTRAL GOVERNMENT CIVILIAN EMPLOYEES INCLUDING EMPLOYEES OF UTs	3
3.	SHARE OF MAJOR DEPARTMENTS IN TOTAL EXPENDITURE	4
4.	EXPENDITURE ON PAY AND ALLOWANCES OF THE CENTRAL GOVERNMENT CIVILIAN EMPLOYEES	5
5.	EXPENDITURE ON PAY AND ALLOWANCES OF THE CENTRAL GOVERNMENT CIVILIAN EMPLOYEES INCLUDING EMPLOYEES OF UTs	6
6.	EXPENDITURE ON PAY AND ALLOWANCES OF MAJOR MINISTRIES/DEPARTMENTS	7
7.	COMPONENT-WISE BREAK UP OF EXPENDITURE ON PAY AND ALLOWANCES OF THE CENTRAL GOVERNMENT CIVILIAN EMPLOYEES	8-9
8.	COMPONENT-WISE BREAK UP OF EXPENDITURE ON PAY AND ALLOWANCES OF THE CENTRAL GOVERNMENT CIVILIAN EMPLOYEES INCLUDING EMPLOYEES OF UTs	10-11
9.	COMPONENT-WISE BREAK UP OF EXPENDITURE ON PAY AND ALLOWANCES OF THE EMPLOYEES OF OTHER DEPARTMENTS EXCLUDING EMPLOYEES OF UTs, MINISTRIES/ DEPARTMENTS OF RAILWAYS, DEFENCE, POSTS, HOME AFFAIRS AND MISSIONS	12-13
10.	EXPENDITURE ON PAY AND ALLOWANCES OF THE MINISTRY OF RAILWAYS	14
11.	EXPENDITURE ON PAY AND ALLOWANCES OF THE MINISTRY OF DEFENCE	14
12.	EXPENDITURE ON PAY AND ALLOWANCES OF THE DEPARTMENT OF POSTS	15
13.	EXPENDITURE ON PAY AND ALLOWANCES OF THE MINISTRY OF HOME AFFAIRS	15
14.	EXPENDITURE ON PAY AND ALLOWANCES OF UT ADMINISTRATIONS	16
15.	EXPENDITURE ON PAY AND ALLOWANCES OF THE INDIAN MISSIONS ABROAD	16
16.	EXPENDITURE ON HOUSE RENT ALLOWANCE INCLUDING EMPLOYEES OF UTs	17

17.	RATES OF HOUSE RENT ALLOWANCE	17
18.	RATES OF TRANSPORT ALLOWANCE	17
19.	MINISTRY/ DEPARTMENT-WISE EXPENDITURE ON PAY AND ALLOWANCES	18-20
20.	EXPENDITURE ON PAY AND ALLOWANCES VIS A VIS REVENUE RECEIPTS AND REVENUE EXPENDITURE	21
21.	GROUP-WISE AND STATUS-WISE ESTIMATED NUMBER OF CENTRAL GOVERNMENT CIVILIAN EMPLOYEES	22-24
22.	GROUP-WISE AND STATUS-WISE ESTIMATED NUMBER OF CENTRAL GOVERNMENT CIVILIAN EMPLOYEES IN MAJOR MINISTRIES	25
23.	GROUP-WISE ESTIMATED NUMBER OF SANCTIONED POSTS AND THEIR VACANCY POSITION	26
24.	GROUP-WISE DISTRIBUTION OF CENTRAL GOVERNMENT CIVILIAN EMPLOYEES AND UT ADMINISTRATIONS	27
25.	STRENGTH OF CENTRAL POLICE FORCES	27
26.	ALL INDIA CONSUMER PRICE INDEX NUMBER FOR INDUSTRIAL WORKERS	28

SALIENT FEATURES

1. The total expenditure on Pay and Allowances (excluding Productivity Linked Bonus/ Ad-hoc Bonus, Honorarium, Encashment of Earned Leave and Travelling Allowance) for Regular Central Government Civilian employees including employees of the Union Territories was ` 88,650.74 crore in 2010-11 as compared to ` 89,860.26 crore in 2009-10. Thus, there is a decrease in expenditure by ` 1209.52 crore over previous year which in relative terms works out to 1.35%. The expenditure on pay in 2009-10 included 60% of the 6th CPC arrears (2nd and final installment).
2. Out of the total expenditure of ` 88,650.74 crore, the percentage expenditure on Pay is 56.24%, on Dearness Allowance is 23.00%, on House Rent Allowance (HRA) is 6.31% and on other allowances 14.45%.
3. The expenditure on pay in 2010-11 has decreased by 18.15% as compared to the corresponding expenditure of the previous year as the expenditure on pay in 2009-10 included 60% of the 6th CPC arrears. But, the expenditure on DA, HRA, Transport Allowance, Children Education Allowance and other allowances in 2010-11 has increased by 66.06%, 5.78%, 21.27%, 63.51% and 4.71% respectively as compared to the corresponding expenditure of the previous year.
4. The total expenditure on Pay and Allowances as a percentage of Revenue Receipts and Revenue Expenditure of the Central Government during the financial year 2010-11 was 9.50% and 7.47% respectively as compared to 12.75% and 8.50% respectively during the financial year 2009-10.
5. Almost 84% of the total expenditure is incurred by five major Ministries/ Departments (Railways, Defence (Civil), Home Affairs, Post and Revenue) during 2010-11.
6. Of the total expenditure on Pay and Allowances in 2010-11, the Ministry of Railways continues to have the largest share (more than one third of the total expenditure) at 37.88 per cent, marginally decreased from 38.52 percent in 2009-10. Similarly, the shares of Ministry of Defence (Civil) and Department of Posts have come down marginally from the previous year i.e. 13.75% to 13.68% and 7.84% to 7.69% respectively. The share of Ministry of Home Affairs has increased from 18.71% to 20.09%. Share of other departments has decreased from 21.18% to 20.66%.
7. The expenditure of UT administrations was ` 1957.56 crore in 2010-11 as compared to ` 1787.65 crore in 2009-10. Thus, there is an increase in expenditure by ` 169.91 crore over previous year which in relative terms works out to 9.50%.

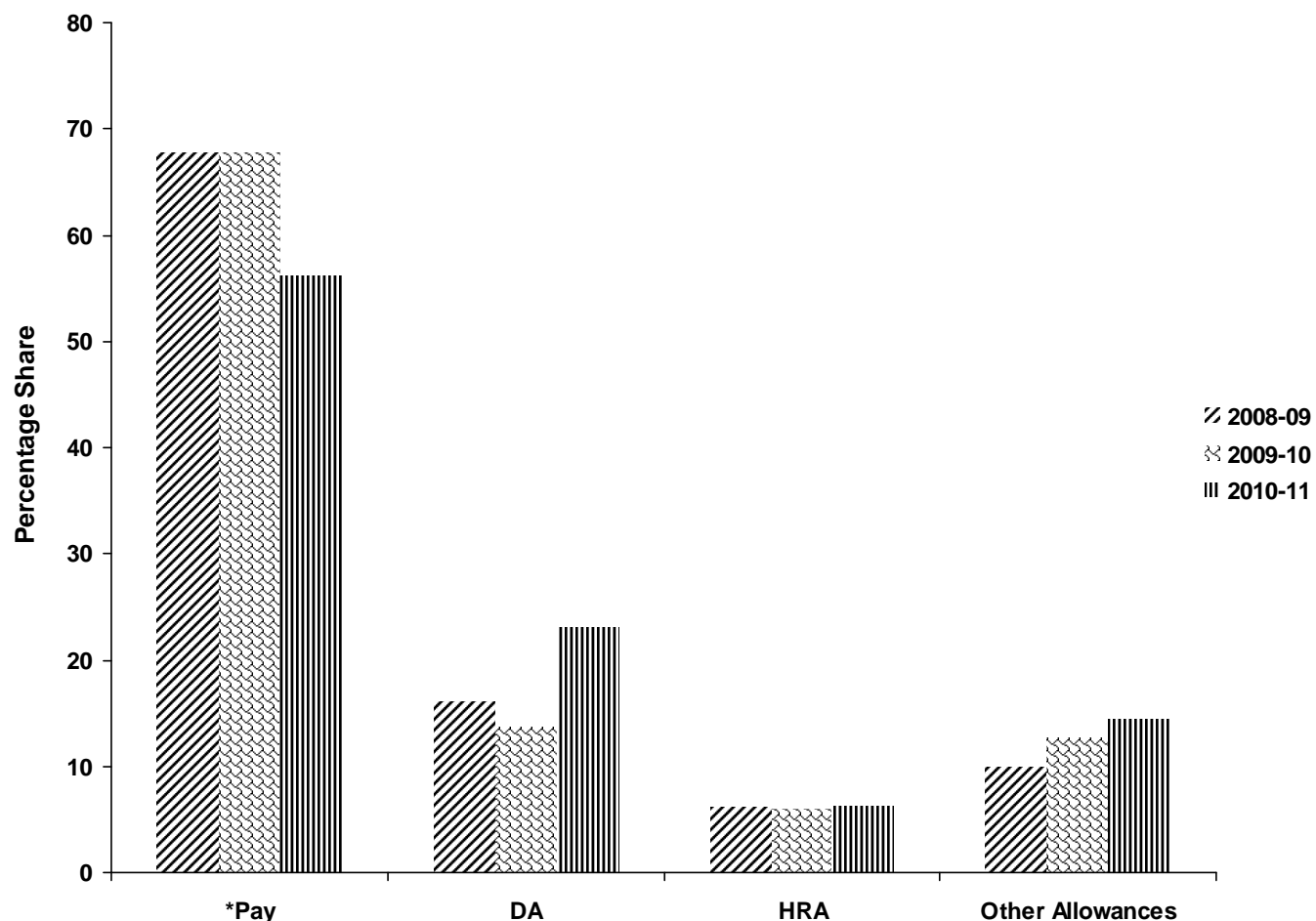
8. The expenditure of Indian Missions/ Embassies abroad was ` 729.68 crore in 2010-11 as compared to ` 734.35 crore in 2009-10. Thus, there is a decrease in expenditure by ` 4.67 crore over previous year which in relative terms works out to 0.64%.
9. Out of the total expenditure of ` 5592.43 crore on HRA in 2010-11, the HRA expenditure for X class cities is ` 2611.65 crore which is 46.70% of the total expenditure on HRA.
10. Consumer Price Index Number (CPI) for Industrial Worker (Base 2001=100) has registered an increase of 69.68% over 115.76 points, up to April 2012.
11. The total number of Regular Central Government Civilian Employees in position was 30.82 lakh as against the sanctioned strength of 36.63 lakh as on 1.3.2011.
12. Of the total number of 36.63 lakh sanctioned posts, approximately 15.88% of the posts were vacant as on 1.3.2011.
13. The sanctioned strength of Central Police Forces was 8.57 lakh against 7.64 lakh in position as on 1.3.2011.
14. Almost 91% of the total manpower is covered by five major Ministries/ Departments (Railways, Defence (Civil), Home Affairs, Post and Revenue) during 2010-11. Of the total strength of 30.82 lakh, the percentage share of the Railways is 43.10%, Home Affairs is 25.99%, Defence (Civil) is 12.18%, Posts is 6.78%, Revenue is 3.28% and all other Ministries/ Departments is 8.67%.

**SHARE OF MAJOR COMPONENTS IN TOTAL EXPENDITURE OF CENTRAL
GOVERNMENT CIVILIAN EMPLOYEES INCLUDING EMPLOYEES OF
UNION TERRITORIES DURING THE LAST THREE YEARS**

(Expressed as percentage to total)

Year	*Pay	DA	HRA	Other Allowances	Total
2008-09	67.80	16.04	6.13	10.03	100.00
2009-10	67.79	13.66	5.89	12.66	100.00
2010-11	56.24	23.00	6.31	14.45	100.00

Share of Major Components in Total Expenditure



* Pay of the financial year 2008-09 and 2009-10 include 40% and 60% arrear respectively of the 6th CPC.

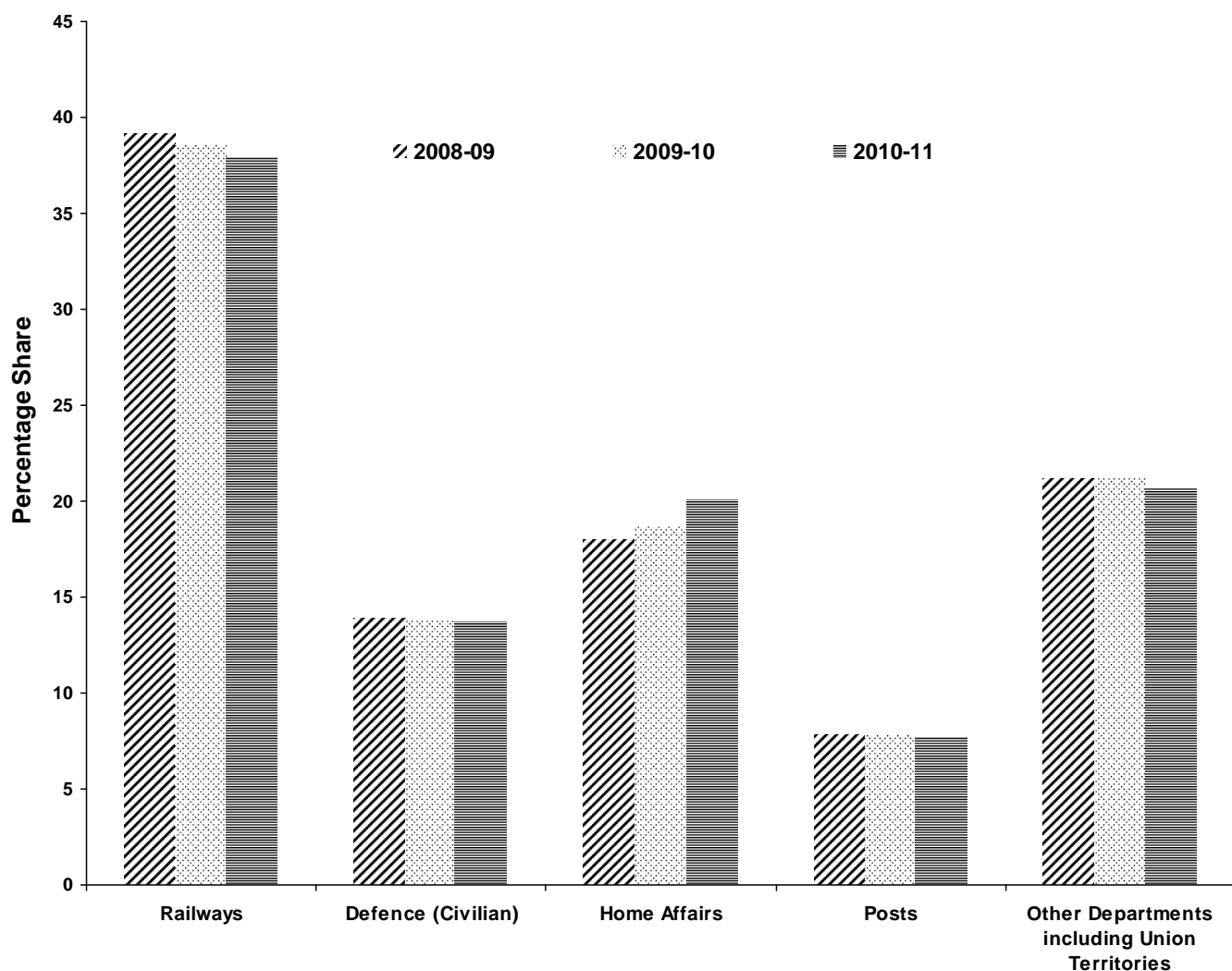
- Note:** (i) This does not include the expenditure incurred on Travelling Allowance, Productivity Linked Bonus/Ad hoc Bonus, Honorarium and Encashment of Earned Leave.
- (ii) Other Allowances includes HRA, OTA, Transport Allowance, Special Pay and Deput. (Duty) Allowance, CEA, Reimbursement of Medical Charges, Leave Travel Concession and Other Compensatory Allowances.

**SHARE OF MAJOR DEPARTMENTS IN TOTAL
EXPENDITURE DURING LAST THREE YEARS**

(Expressed as percentage to total)

Year	Railways	Defence (Civilian)	Home Affairs	Posts	Other Departments including Union Territories	Total
2008-09	39.12	13.91	17.96	7.85	21.16	100.00
2009-10	38.52	13.75	18.71	7.84	21.18	100.00
2010-11	37.88	13.68	20.09	7.69	20.66	100.00

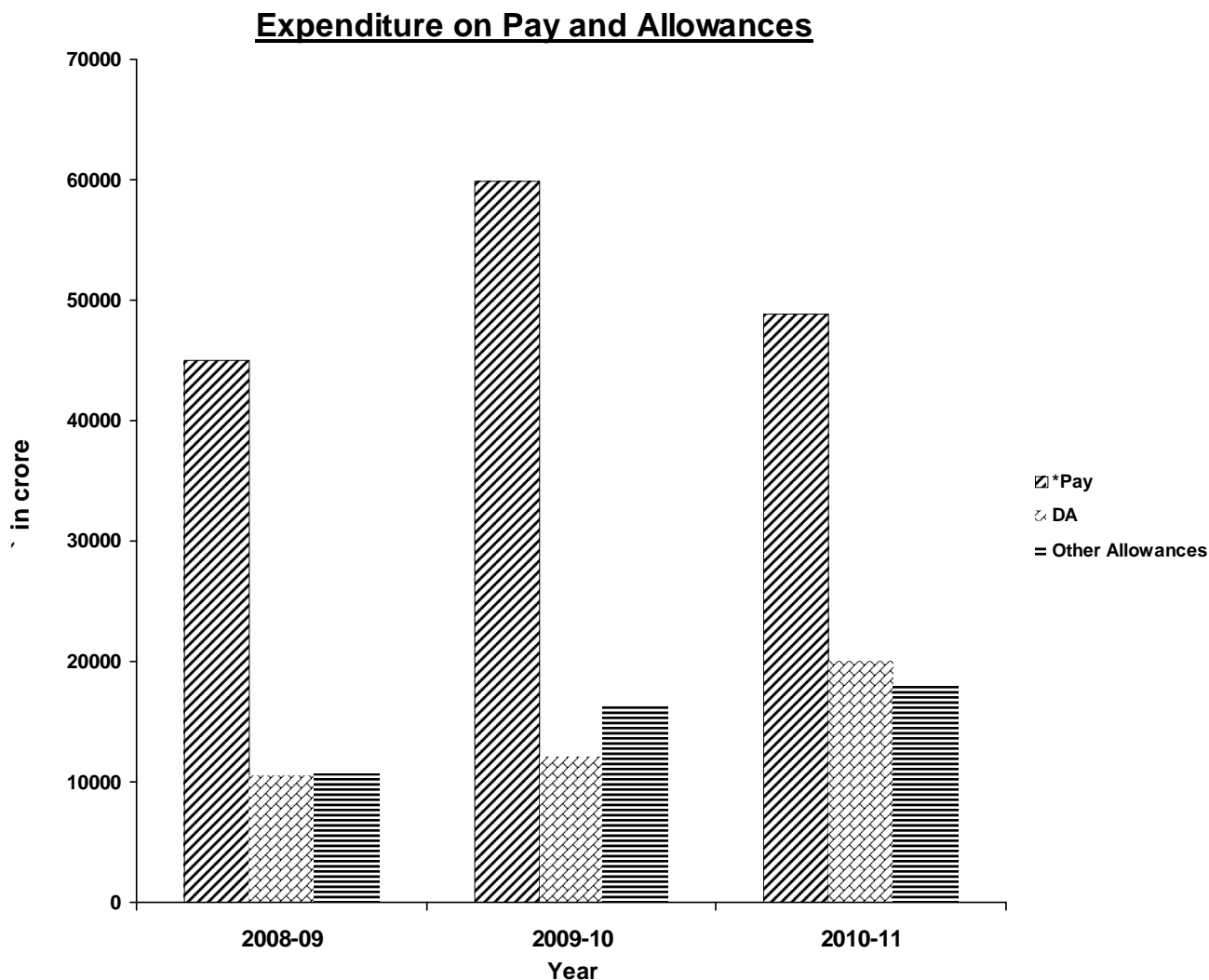
Share of Major Departments in Total Expenditure



**EXPENDITURE ON PAY AND ALLOWANCES OF THE CENTRAL
GOVERNMENT CIVILIAN EMPLOYEES**

(₹ in crore)

Year	*Pay	DA	Other Allowances	Total
2008-09	44999.09	10575.94	10630.99	66206.02
2009-10	59845.76	11999.37	16227.48	88072.61
2010-11	48783.49	19973.34	17936.35	86693.18



*** Pay of the financial year 2008-09 and 2009-10 include 40% and 60% arrear respectively of the 6th CPC.**

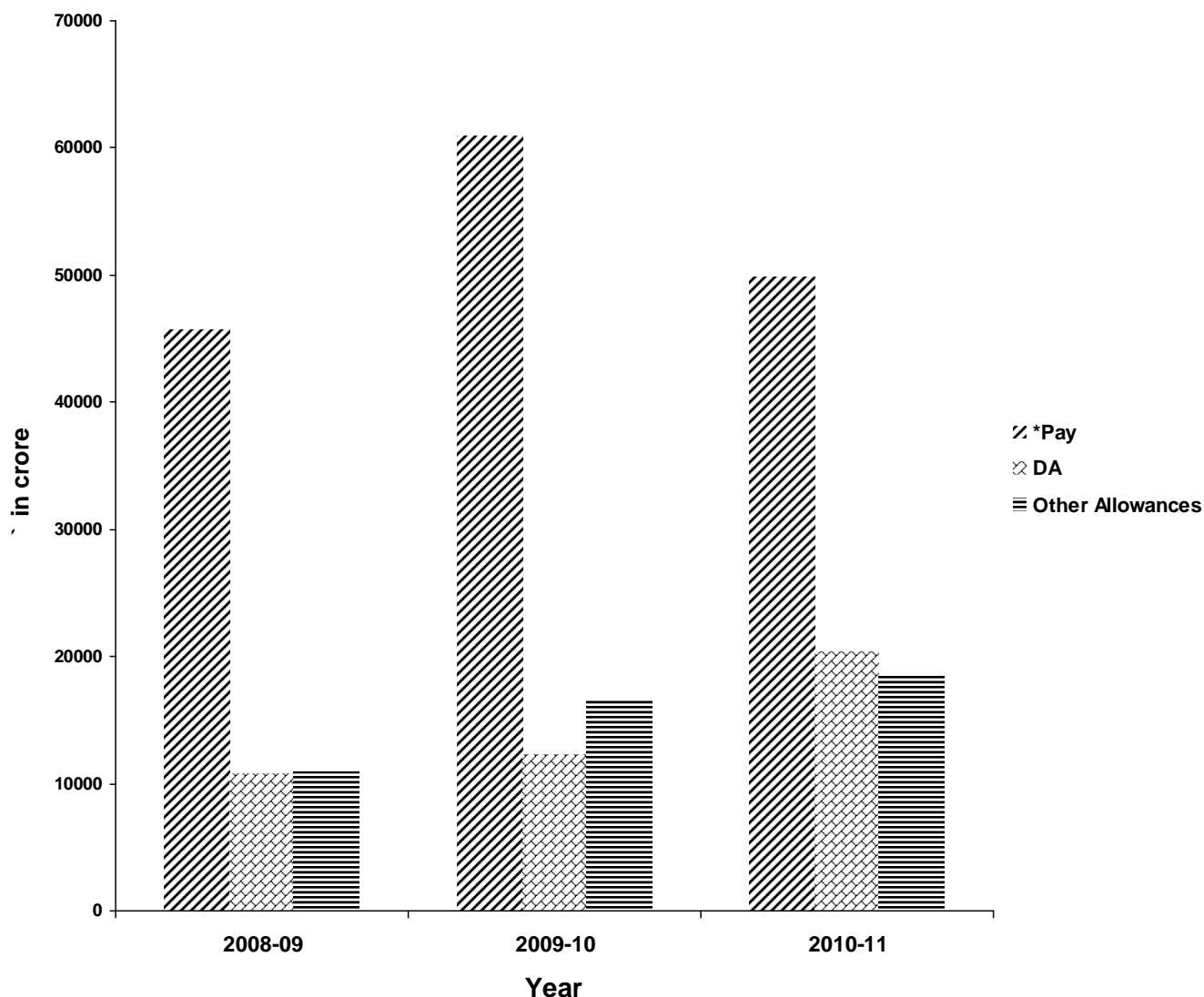
- Note:
- This does not include the expenditure incurred on Travelling Allowance, Productivity Linked Bonus/Ad hoc Bonus, Honorarium and Encashment of Earned Leave.
 - This does not include the expenditure incurred on employees of UTs but includes the expenditure on the employees of Missions/Embassies.
 - Other Allowances includes HRA, OTA, Transport Allowance, Special Pay and Deput. (Duty) Allowance, CEA, Reimbursement of Medical Charges, Leave Travel Concession and Other Compensatory Allowances.

**EXPENDITURE ON PAY AND ALLOWANCES OF THE CENTRAL GOVERNMENT
CIVILIAN EMPLOYEES INCLUDING EMPLOYEES OF UNION TERRITORIES**

(` in crore)

Year	*Pay	DA	Other Allowances	Total
2008-09	45741.16	10818.78	10903.73	67463.67
2009-10	60918.41	12276.01	16665.84	89860.26
2010-11	49859.84	20385.01	18405.89	88650.74

Expenditure on Pay and Allowances including Union Territories



*** Pay of the financial year 2008-09 and 2009-10 include 40% and 60% arrear respectively of the 6th CPC.**

Note : (i) This does not include the expenditure incurred on Travelling Allowance, Productivity Linked Bonus/Ad hoc Bonus, Honorarium and Encashment of Earned Leave.

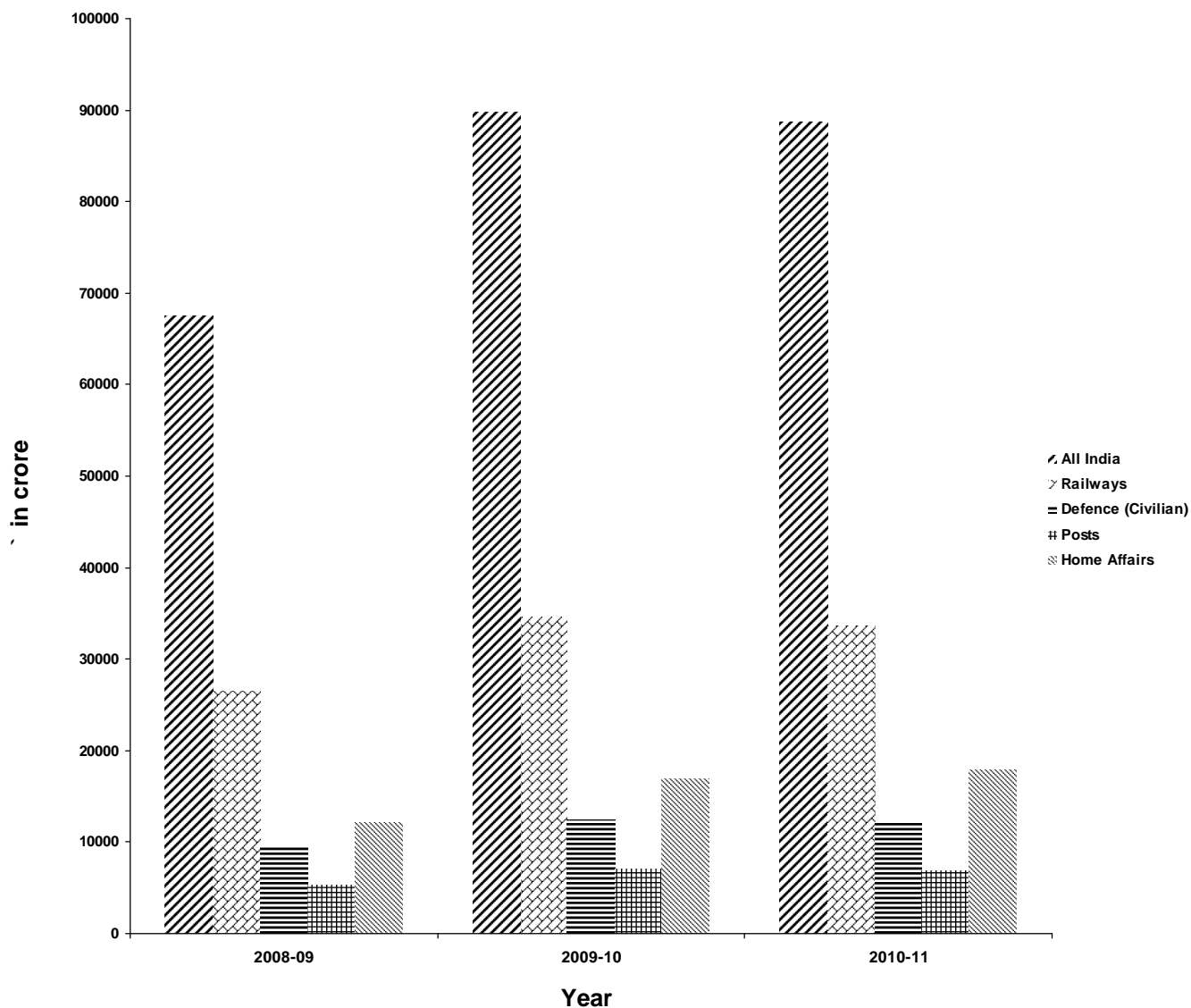
(ii) Other Allowances includes HRA, OTA, Transport Allowance, Special Pay and Deput. (Duty) Allowance, CEA, Reimbursement of Medical Charges, Leave Travel Concession and Other Compensatory Allowances.

**EXPENDITURE ON PAY AND ALLOWANCES OF MAJOR
MINISTRIES DURING THE LAST THREE YEARS**

(` in crore)

Year	All India	Railways	Defence (Civilian)	Posts	Home Affairs
2008-09	67463.67	26391.95	9381.45	5296.62	12118.48
2009-10	89860.26	34613.18	12355.83	7044.49	16813.85
2010-11	88650.74	33580.41	12127.92	6817.81	17809.16

Expenditure on Pay and Allowances of Major Ministries



Note : Expenditure figure do not include Travelling Allowance, Productivity Linked Bonus/Ad hoc Bonus, Honorarium and Encashment of Earned Leave.

**COMPONENT-WISE BREAK UP OF EXPENDITURE ON PAY AND
ALLOWANCES OF THE CENTRAL GOVERNMENT CIVILIAN
EMPLOYEES DURING THE LAST THREE YEARS**

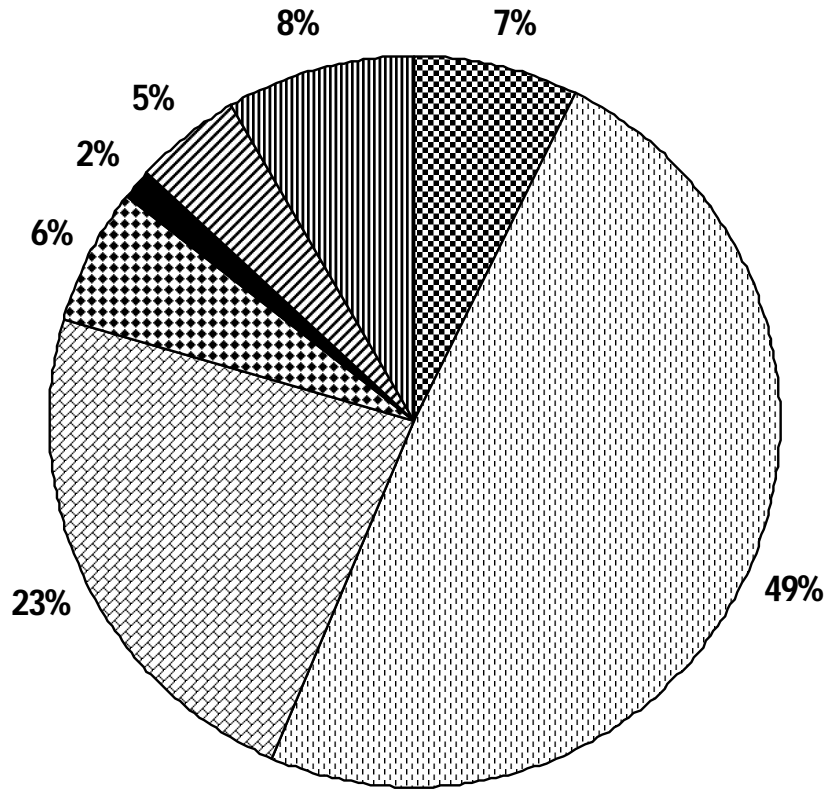
(` in crore)				
S.No.	Pay/Allowances	2008-09	2009-10	2010-11
1	2	3	4	5
1	*Pay of Gazetted Officers	5862.78	7694.29	6368.68
2	*Pay of Non-Gazetted Staff	39136.31	52151.47	42414.81
3	Dearness Allowance	10575.94	11999.37	19973.34
	Sub-Total (i)	55575.03	71845.13	68756.83
1	House Rent Allowance	4060.34	5183.43	5479.36
2	Overtime Allowance	869.72	881.24	1203.82
3	Transport Allowance	1770.32	3334.65	4076.44
4	Spl. Pay & Deput. (Duty) Allowance	47.93	86.97	145.27
5	Composite Hill Compen. Allowance	23.30	45.04	116.79
6	Children Education Allowance	147.56	562.51	929.93
7	Reimbursement of Medical Charges	492.70	518.89	641.24
8	Leave Travel Concession	406.35	483.92	725.92
9	Other Compensatory Allowances	2812.77	5130.83	4617.58
	Sub-Total (ii)	10630.99	16227.48	17936.35
	Grand Total (i) + (ii)	66206.02	88072.61	86693.18
	Travelling Allowance	1976.40	2611.27	3025.21

* Pay of the financial year 2008-09 and 2009-10 include 40% and 60% arrear respectively of the 6th CPC.

Note : (i) This does not include the expenditure incurred on Productivity Linked Bonus/Ad hoc Bonus, Honorarium and Encashment of Earned Leave.

(ii) This does not include the expenditure incurred on employees of UTs but includes the expenditure on the employees of Missions/Embassies.

Pie chart showing percentage expenditure incurred on different components of pay and allowances during 2010-11



▣ Pay of Gazetted Officers

▣ Pay of Non-Gazetted Staff

▣ Dearness Allowance

▣ House Rent Allowance

▣ Overtime Allowance

▣ Transport Allowance

▣ Other Compensatory Allowances

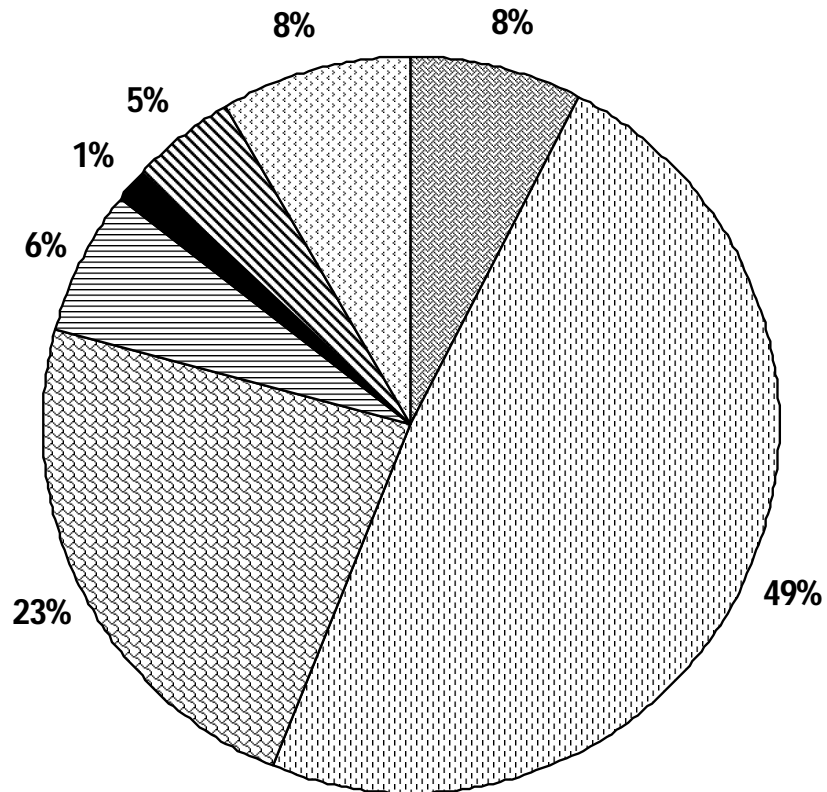
**COMPONENT-WISE BREAK UP OF EXPENDITURE ON PAY AND ALLOWANCES
OF THE CENTRAL GOVERNMENT CIVILIAN EMPLOYEES INCLUDING EMPLOYEES
OF UNION TERRITORIES DURING THE LAST THREE YEARS**

(` in crore)				
S.No.	Pay/Allowances	2008-09	2009-10	2010-11
1	2	3	4	5
1	*Pay of Gazetted Officers	5972.16	7846.46	6672.05
2	*Pay of Non-Gazetted Staff	39769.00	53071.95	43187.79
3	Dearness Allowance	10818.78	12276.01	20385.01
	Sub-Total (i)	56559.94	73194.42	70244.85
1	House Rent Allowance	4138.37	5286.72	5592.43
2	Overtime Allowance	882.37	893.92	1220.24
3	Transport Allowance	1801.14	3393.82	4115.55
4	Spl. Pay & Deput. (Duty) Allowance	49.27	88.60	148.04
5	Composite Hill Compen. Allowance	23.30	45.04	116.79
6	Children Education Allowance	154.28	571.88	935.08
7	Reimbursement of Medical Charges	508.12	537.13	666.29
8	Leave Travel Concession	425.43	512.26	741.27
9	Other Compensatory Allowances	2921.45	5336.47	4870.20
	Sub-Total (ii)	10903.73	16665.84	18405.89
	Grand Total (i) + (ii)	67463.67	89860.26	88650.74
	Travelling Allowance	1997.74	2633.06	3053.98

* Pay of the financial year 2008-09 and 2009-10 include 40% and 60% arrear respectively of the 6th CPC.

Note : This does not include the expenditure incurred on Productivity Linked Bonus/Ad hoc Bonus, Honorarium and Encashment of Earned Leave.

Pie chart showing percentage expenditure incurred on different components of pay and allowances including employees of Union Territories during 2010-11



▣ Pay of Gazetted Officers

▣ Pay of Non-Gazetted Staff

▣ Dearness Allowance

▣ House Rent Allowance

▣ Overtime Allowance

▣ Transport Allowance

▣ Other Compensatory Allowances

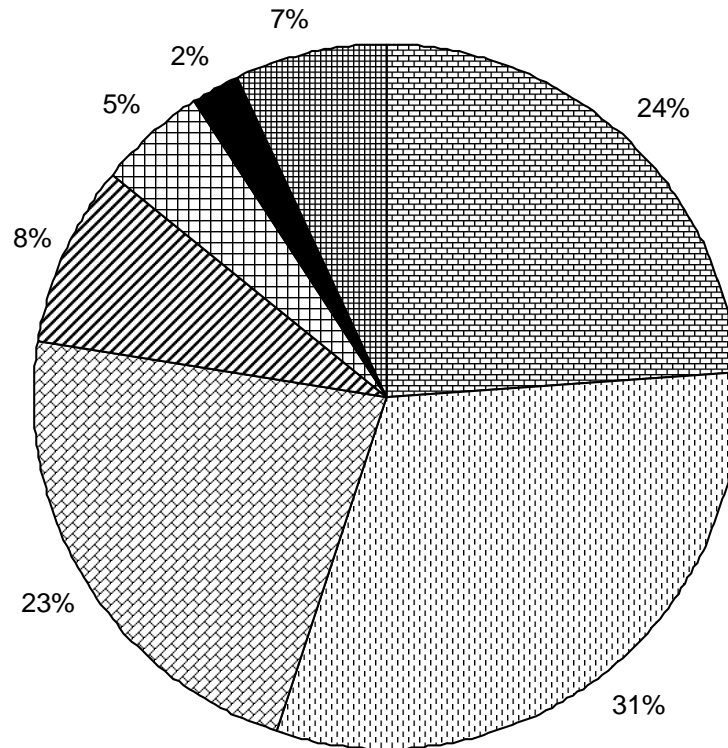
**COMPONENT-WISE BREAK UP OF EXPENDITURE ON PAY AND ALLOWANCES
OF THE EMPLOYEES OF OTHER DEPARTMENTS EXCLUDING EMPLOYEES
OF UTs, MINISTRIES/DEPARTMENTS OF RAILWAYS, DEFENCE, POSTS,
HOME AFFAIRS AND MISSIONS**

		(` in crore)		
SI. No.	Pay/Allowances	2008-09	2009-10	2010-11
1	2	3	4	5
1	*Pay of Gazetted Officers	3501.86	4582.41	3732.70
2	*Pay of Non-Gazetted Staff	4873.24	6498.84	4882.57
3	Dearness Allowance	1855.85	2190.83	3507.87
	Sub-Total (i)	10230.95	13272.08	12123.14
1	House Rent Allowance	1034.07	1314.60	1302.04
2	Overtime Allowance	50.52	54.18	50.16
3	Transport Allowance	342.08	689.46	781.94
4	Spl. Pay & Deput. (Duty) Allowance	20.03	32.01	33.29
5	Composite Hill Compen. Allowance	5.36	9.84	6.33
6	Children Education Allowance	24.17	113.95	170.60
7	Reimbursement of Medical Charges	187.66	195.25	262.77
8	Leave Travel Concession	258.70	200.18	321.65
9	Other Compensatory Allowances	268.40	629.37	576.28
	Sub-Total (ii)	2190.99	3238.83	3505.06
	Grand Total (i) + (ii)	12421.94	16510.91	15628.20
	Travelling Allowance	481.51	554.50	631.05

* Pay of the financial year 2008-09 and 2009-10 include 40% and 60% arrear respectively of the 6th CPC.

Note : This does not include the expenditure incurred on Productivity Linked Bonus/Ad hoc Bonus, Honorarium and Encashment of Earned Leave.

Pie chart showing percentage expenditure incurred on different components of pay and allowances excluding UTs, Railways, Defence, Posts, Home Affairs and Missions during 2010-11



▣ Pay of Gazetted Officers

▣ Pay of Non-Gazetted Staff

▣ Dearness Allowance

▣ House Rent Allowance

▣ Transport Allowance

■ Leave Travel Concession

▣ Other Compensatory Allowances

EXPENDITURE ON PAY AND ALLOWANCES OF THE EMPLOYEES OF M/O RAILWAYS

(₹ in Crore)

Sl. No.	Pay/Allowances	2008-2009	2009-2010	2010-11
1	2	3	4	5
1	*Pay of Gazetted Officers	749.87	876.42	805.89
2	*Pay of Non-Gazetted Staff	17273.70	23079.79	18289.38
3	Dearness Allowance	4116.32	4660.73	7829.07
	Sub-Total (i)	22139.89	28616.94	26924.34
1	House Rent Allowance	1728.06	2024.94	2196.06
2	Overtime Allowance	386.27	406.10	633.49
3	Transport Allowance	729.39	1314.84	1701.00
4	Special Pay and Deput.(Duty) Allowance	7.42	19.53	19.80
5	Composite Hill Compensatory Allowance	0.80	3.77	0.07
6	Children Education Allowance	19.45	157.84	303.98
7	Reimbursement of Medical Charges	36.35	21.98	29.32
8	Leave Travel Concession #	0.13	45.62	49.34
9	Other Compensatory Allowances	1344.19	2001.62	1723.01
	Sub - Total (ii)	4252.06	5996.24	6656.07
	Grand Total (i) + (ii)	26391.95	34613.18	33580.41
	Travelling Allowance	605.76	1022.70	1050.01

The Employees of Railways get free passes.

* Pay of the financial year 2008-09 and 2009-10 include 40% and 60% arrear respectively of the 6th CPC.

EXPENDITURE ON PAY AND ALLOWANCES OF THE
CIVILIAN EMPLOYEES OF M/O DEFENCE (CIVIL)

(₹ in Crore)

Sl. No.	Pay/Allowances	2008-2009	2009-2010	2010-11
1	2	3	4	5
1	*Pay of Gazetted Officers	1007.80	1504.91	1164.32
2	*Pay of Non-Gazetted Staff	5245.84	6788.28	5583.69
3	Dearness Allowance	1420.79	1646.11	2581.66
	Sub-Total (i)	7674.43	9939.30	9329.67
1	House Rent Allowance	673.21	918.76	937.92
2	Overtime Allowance	392.88	383.43	493.78
3	Transport Allowance	277.15	562.89	628.61
4	Special Pay and Deput.(Duty) Allowance	9.07	16.73	73.03
5	Composite Hill Compensatory Allowance	6.88	14.39	12.17
6	Children Education Allowance	4.00	66.10	92.57
7	Reimbursement of Medical Charges	128.59	152.18	156.55
8	Leave Travel Concession	38.39	109.91	139.25
9	Other Compensatory Allowances	176.85	192.14	264.37
	Sub - Total (ii)	1707.02	2416.53	2798.25
	Grand Total (i) + (ii)	9381.45	12355.83	12127.92
	Travelling Allowance	188.02	218.61	285.12

* Pay of the financial year 2008-09 and 2009-2010 include 40% and 60% arrear respectively of the 6th CPC.

**EXPENDITURE ON PAY AND ALLOWANCES OF THE EMPLOYEES OF
DEPARTMENT OF POSTS**

(` in Crore)

Sl. No.	Pay/Allowances	2008-2009	2009-2010	2010-11
1	2	3	4	5
1	*Pay of Gazetted Officers	106.91	139.97	134.24
2	*Pay of Non-Gazetted Staff	3639.39	4901.88	3745.69
3	Dearness Allowance	870.23	962.99	1436.44
	Sub-Total (i)	4616.53	6004.84	5316.37
1	House Rent Allowance	368.42	496.25	571.69
2	Overtime Allowance	39.12	36.55	25.83
3	Transport Allowance	134.72	265.22	349.57
4	Special Pay and Deput.(Duty) Allowance	1.94	2.19	4.35
5	Composite Hill Compensatory Allowance	2.09	2.41	3.14
6	Children Education Allowance	5.47	33.13	47.11
7	Reimbursement of Medical Charges	36.54	41.59	46.47
8	Leave Travel Concession	32.07	31.39	54.71
9	Other Compensatory Allowances	59.72	130.92	398.57
	Sub - Total (ii)	680.09	1039.65	1501.44
	Grand Total (i) + (ii)	5296.62	7044.49	6817.81
	Travelling Allowance	45.21	45.76	58.49

* Pay of the financial year 2008-09 and 2009-10 include 40% and 60% arrear respectively of the 6th CPC.

**EXPENDITURE ON PAY AND ALLOWANCES OF THE EMPLOYEES OF
MINISTRY OF HOME AFFAIRS**

(` in Crore)

Sl. No.	Pay/Allowances	2008-2009	2009-2010	2010-11
1	2	3	4	5
1	*Pay of Gazetted Officers	461.53	536.55	484.20
2	*Pay of Non-Gazetted Staff	7948.82	10714.17	9752.50
3	Dearness Allowance	2075.57	2228.64	4308.48
	Sub-Total (i)	10485.92	13479.36	14545.18
1	House Rent Allowance	256.58	428.88	471.65
2	Overtime Allowance	1.20	0.98	0.56
3	Transport Allowance	286.98	502.24	615.32
4	Special Pay and Deput.(Duty) Allowance	9.47	16.52	14.80
5	Composite Hill Compensatory Allowance	8.17	14.63	95.08
6	Children Education Allowance	28.04	116.62	236.27
7	Reimbursement of Medical Charges	66.57	57.19	95.94
8	Leave Travel Concession	45.59	63.98	130.40
9	Other Compensatory Allowances	929.96	2133.45	1603.96
	Sub - Total (ii)	1632.56	3334.49	3263.98
	Grand Total (i) + (ii)	12118.48	16813.85	17809.16
	Travelling Allowance	524.31	647.88	871.83

* Pay of the financial year 2008-09 and 2009-10 include 40% and 60% arrear respectively of the 6th CPC.

**EXPENDITURE ON PAY AND ALLOWANCES OF THE EMPLOYEES
OF UNION TERRITORY ADMINISTRATIONS**

(` in Crore)

Sl. No.	Pay/Allowances	2008-2009	2009-2010	2010-11
1	2	3	4	5
1	*Pay of Gazetted Officers	109.38	152.17	303.37
2	*Pay of Non-Gazetted Staff	632.69	920.48	772.98
3	Dearness Allowance	242.84	276.64	411.67
	Sub-Total (i)	984.91	1349.29	1488.02
1	House Rent Allowance	78.03	103.29	113.07
2	Overtime Allowance	12.65	12.68	16.42
3	Transport Allowance	30.82	59.17	39.11
4	Special Pay and Deput. (Duty) Allow.	1.34	1.63	2.77
5	Children Education Allowance	6.72	9.37	5.15
6	Reimbursement of Medical Charges	15.42	18.24	25.05
7	Leave Travel Concession	19.08	28.34	15.35
8	Other Compensatory Allowances	108.68	205.64	252.62
	Sub-Total (ii)	272.74	438.36	469.54
	Grand Total (i) + (ii)	1257.65	1787.65	1957.56
	Travelling Allowance	21.34	21.79	28.77

* Pay of the financial year 2008-09 and 2009-10 include 40% and 60% arrear respectively of the 6th CPC.

**EXPENDITURE ON PAY AND ALLOWANCES OF REGULAR EMPLOYEES
AND LOCAL RECRUITS IN INDIAN MISSIONS ABROAD**

(` in Crore)

Sl. No.	Pay/Allowances	2008-2009	2009-2010	2010-11
1	2	3	4	5
	<u>INDIA BASED</u>			
1	*Pay of Officers	34.81	54.03	47.33
2	*Pay of Establishment	38.72	58.53	44.61
	Sub-total (i)	73.53	112.56	91.94
1	Foreign Allowance	237.18	310.07	309.82
2	Children Education Allowance	66.43	74.87	79.40
3	Home Leave Fares	31.47	32.84	30.57
4	Reimbursement of Medical Charges	36.99	50.70	50.19
5	Other Compensatory Allowances	12.13	14.76	16.75
6	Representational Grant	14.40	17.74	21.14
	Sub- Total (ii)	398.60	500.98	507.87
	<u>LOCAL RECRUITS</u>			
1	Pay	116.60	109.98	116.37
2	Allowances	7.12	10.83	13.50
	Sub-Total (iii)	123.72	120.81	129.87
	Grand Total (i)+(ii)+(iii)	595.85	734.35	729.68
	Travelling Allowance	131.59	121.82	128.71

* Pay of the financial year 2008-09 and 2009-10 include 40% and 60% arrear respectively of the 6th CPC.

**EXPENDITURE ON HOUSE RENT ALLOWANCE OF CENTRAL
GOVERNMENT CIVILIAN EMPLOYEES INCLUDING EMPLOYEES
OF UNION TERRITORIES BY CLASS OF CITIES**

(₹ in Crore)

Class of City	Expenditure on House Rent Allowance	
	2010-11	
X	2611.65	(46.70)
Y	1728.75	(30.91)
Z	1252.03	(22.39)
Total	5592.43	(100.00)

N.B.: Figures in parentheses are the percentages to the total expenditure on House Rent Allowance.

RATES OF HOUSE RENT ALLOWANCE (w.e.f. 1.9.2008)

Classification of Cities/Towns	Rates of HRA as a percentage of (Basic pay+NPA where applicable)
X	30%
Y	20%
Z	10%

RATES OF TRANSPORT ALLOWANCE (w.e.f. 1.9.2008)

Employees drawing grade of pay	Rates of Transport Allowance per month in (₹)	
	*13 cities previously classified as 'A-1'/'A'	Other Places
1. ₹ 5400 & above	₹ 3200+DA	₹ 1600+DA
2. ₹ 4200, ₹ 4600 and ₹ 4800	₹ 1600+DA	₹ 800+DA
3. Below ₹ 4200 but drawing pay in the pay band equal to ₹ 7440 & above	₹ 1600+DA	₹ 800+DA
4. Below ₹ 4200 and pay in the pay band below ₹ 7440	₹ 600+DA	₹ 400+DA

* Ahmedabad (UA), Bangalore (UA), Chennai (UA), Delhi (UA), Greater Mumbai (UA), Hyderabad (UA), Jaipur (UA), Kanpur (UA), Kolkata (UA), Lucknow (UA), Nagpur (UA), Pune (UA) & Surat (UA)

EXPENDITURE INCURRED ON PAY AND ALLOWANCES BY THE CENTRAL MINISTRIES/DEPARTMENTS

ON CIVILIAN EMPLOYEES DURING 2010-11

(in Crore)

Sl. No.	Ministry/Department	Pay	DA	HRA	OTA	TPT	Others	Total	Travel Allow.	Bonus	Honorary	Encashment of E.L.
1.	2.	3.	4.	5.	6.	7.	8.	9.	10.	11.	12.	13.
1	Agricultural Research & Education	1.24	0.51	0.21	0.01	0.09	0.24	2.30	0.15	0.01	0.00	0.85
2	Agriculture and Cooperation	94.99	39.48	14.30	0.25	10.80	11.76	171.58	8.26	1.02	0.60	1.91
3	Animal Husbandry, Dairying & Fisheries	56.08	23.70	8.28	1.69	6.44	6.92	103.11	3.58	1.08	0.07	1.87
4	Atomic Energy	852.02	332.98	74.58	27.25	69.52	353.83	1710.18	33.25	2.98	1.07	35.29
5	AYUSH	4.36	1.93	0.93	0.01	0.50	0.58	8.31	0.89	0.03	0.00	0.36
6	Bio-Technology	4.52	1.89	0.87	0.04	0.50	0.50	8.32	1.95	0.04	0.06	0.35
7	Cabinet Secretariat	7.06	2.72	0.79	0.10	0.81	0.74	12.22	0.99	0.06	0.07	0.22
8	Chemicals, Petrochemicals & Pharmaceuticals	8.25	3.47	1.17	0.05	0.67	0.62	14.23	1.77	0.05	0.09	0.47
9	Civil Aviation	24.80	10.61	6.24	0.16	3.28	2.72	47.81	4.00	0.26	0.16	0.31
10	Coal	7.17	3.00	1.34	0.02	1.00	0.88	13.41	1.10	0.10	0.06	0.16
11	Commerce	137.41	54.54	28.75	0.24	18.61	19.94	259.49	19.41	1.25	0.09	4.87
12	Consumer Affairs	21.90	9.40	4.26	0.07	5.90	4.77	46.30	2.37	0.26	0.10	0.64
13	Corporate Affairs	32.68	15.64	4.86	0.06	3.96	4.23	61.43	2.67	0.33	0.02	0.75
14	Culture	129.36	48.16	25.28	0.66	7.69	10.70	221.85	9.83	0.33	0.08	0.93
15	Defence (Civil)	6748.01	2581.66	937.92	493.78	628.61	737.94	12127.92	285.12	112.79	2.70	124.47
16	Development of NE Region	6.82	2.68	0.65	0.06	0.30	1.36	11.87	1.30	0.05	0.04	0.11
17	Disinvestment	1.37	0.63	0.18	0.01	0.14	0.49	2.82	1.45	0.01	0.01	0.00
18	Drinking Water & Sanitation	2.33	0.99	0.29	0.01	0.26	0.26	4.14	0.46	0.02	0.03	0.12
19	Earth Sciences	128.59	53.94	20.13	0.02	15.43	11.16	229.27	5.63	1.15	0.19	2.24
20	Economic Affairs	27.93	11.55	3.60	0.20	3.40	3.72	50.40	5.27	0.25	0.55	1.13
21	Environment & Forests	65.59	28.16	8.52	4.19	4.87	7.58	118.91	16.50	0.80	0.31	3.69
22	Expenditure	16.99	7.35	2.99	0.11	2.15	3.09	32.68	1.00	0.18	0.11	2.77
23	External Affairs *	82.01	29.22	11.42	0.18	9.22	18.65	150.70	53.93	1.54	0.03	5.22
24	Fertilizers	8.02	3.48	1.42	0.09	0.99	1.16	15.16	1.01	0.08	0.10	1.10

(` Crore)

Sl. No.	Ministry/Department	1.	2.	3.	4.	5.	6.	7.	8.	9.	10.	11.	12.	13.
		Pay	DA	HRA	OTA	TPT	Others	Total	Travel Allow.	Bonus	Honora- rium	Encashment of E.L.		
25	Financial Services	29.46	13.07	5.00	0.12	3.10	4.43	55.18	1.45	0.47	0.18	1.53		
26	Food & Public Distribution	22.58	9.64	3.38	0.13	2.23	3.76	41.72	1.87	0.32	0.08	1.03		
27	Food Processing Industries	2.76	1.16	0.49	0.01	0.28	0.49	5.19	1.35	0.05	0.07	0.55		
28	Health & Family Welfare	632.57	230.19	104.99	0.51	65.11	91.71	1125.08	13.66	6.56	1.05	19.24		
29	Heavy Industry	6.62	2.78	0.94	0.04	0.54	0.52	11.44	0.90	0.04	0.07	0.38		
30	Higher Education	29.59	12.09	4.16	0.11	2.99	3.62	52.56	2.69	0.39	0.24	2.94		
31	Home Affairs	10236.70	4308.48	471.65	0.56	615.32	2176.45	17809.16	871.83	181.69	2.88	175.34		
32	Indian Audit & Accounts	1044.15	435.86	187.91	0.14	97.24	93.57	1858.87	109.85	9.48	2.99	56.17		
33	Industrial Policy & Promotion	72.80	30.22	10.25	0.40	7.98	6.97	128.62	2.93	0.92	0.64	1.86		
34	Information and Broadcasting	99.50	37.28	12.66	0.53	8.42	10.02	168.41	7.39	1.04	0.45	2.24		
35	Information Technology	156.65	64.89	28.77	0.52	16.19	26.84	293.86	9.16	1.08	2.63	10.99		
36	Labour & Employment	157.02	63.72	16.47	0.13	10.24	16.97	264.55	13.47	1.72	0.23	4.31		
37	Land Resources	2.15	0.86	0.33	0.01	0.30	0.30	3.95	0.26	0.02	0.03	0.14		
38	Law and Justice	48.69	19.49	7.92	0.25	5.38	4.42	86.15	3.88	0.51	0.58	0.74		
39	Micro, Small and Medium Enterprises	44.58	18.65	8.08	0.05	4.73	5.25	81.34	1.57	0.40	0.06	0.98		
40	Mines	214.04	92.38	35.81	0.20	25.55	26.55	394.53	26.95	2.20	0.47	5.27		
41	Minority Affairs	4.79	1.95	0.71	0.04	0.47	0.46	8.42	0.45	0.03	0.05	0.38		
42	New & Renewable Energy	7.60	3.12	0.98	0.03	0.79	1.14	13.66	1.28	0.09	0.00	0.08		
43	Overseas Indian Affairs	3.16	1.33	0.56	0.01	0.72	0.55	6.33	1.62	0.06	0.08	0.23		
44	Panchayati Raj	2.13	0.87	0.30	0.02	0.18	0.14	3.64	0.43	0.01	0.03	0.10		
45	Parliamentary Affairs	2.46	1.03	0.42	0.02	0.32	0.27	4.52	0.69	0.03	0.03	0.03		
46	Personnel, Public Grievances & Pensions	148.93	63.01	26.99	0.20	18.06	57.07	314.26	21.70	2.13	0.46	2.46		
47	Petroleum and Natural Gas	7.09	2.95	1.10	0.11	0.91	0.94	13.10	1.28	0.05	0.00	0.00		
48	Planning Commission	33.97	13.62	5.33	0.14	3.92	3.49	60.47	7.37	0.21	0.17	0.02		
49	Posts	3879.93	1436.44	571.69	25.83	349.57	554.35	6817.81	58.49	174.04	8.50	179.64		
50	Power	47.98	19.18	8.00	0.04	1.46	4.61	81.27	3.67	0.29	0.09	4.87		
51	President's Secretariat	5.68	2.34	0.21	0.10	0.70	0.61	9.64	0.06	0.09	0.12	0.48		

(` Crore)

Sl. No.	Ministry/Department	Pay	DA	HRA	OTA	TPT	Others	Total	Travel Allow.	Bonus	Honarium	Encashment of E.L.
1.	2.	3.	4.	5.	6.	7.	8.	9.	10.	11.	12.	13.
52	Prime Minister's Office	9.20	3.99	1.00	0.18	1.15	2.26	17.78	2.29	0.11	0.16	0.26
53	Public Enterprises	2.52	1.03	0.35	0.01	0.26	0.26	4.43	0.83	0.02	0.00	0.12
54	Railways	19095.27	7829.07	2196.06	633.49	1701.00	2125.52	33580.41	1050.01	972.85	36.46	527.16
55	Revenue	2362.63	979.13	348.09	6.46	187.80	200.97	4085.08	95.14	17.63	2.40	69.15
56	Road Transport & Highways	35.96	15.55	6.66	0.21	4.19	3.85	66.42	3.36	0.30	0.43	2.22
57	Rural Development	10.08	4.23	1.76	0.11	1.24	0.91	18.33	0.98	0.09	0.07	0.10
58	School Education and Literacy	4.85	2.11	0.66	0.07	0.69	0.58	8.96	1.64	0.07	0.03	1.06
59	Science & Technology	145.99	58.21	21.67	0.17	13.85	16.17	256.06	7.30	2.01	0.32	0.80
60	Shipping	38.51	16.42	5.39	0.10	4.46	9.34	74.22	7.67	0.69	0.07	1.09
61	Social Justice & Empowerment	13.56	5.54	2.27	0.10	1.74	1.40	24.61	1.89	0.18	0.14	0.92
62	Space	479.07	189.94	71.60	0.89	29.52	162.45	933.47	35.92	1.38	0.33	28.54
63	Statistics & Programme Implementation	115.65	46.00	21.85	0.16	11.89	10.65	206.20	13.29	1.36	0.08	5.81
64	Steel	7.01	2.87	1.32	0.08	0.80	0.68	12.76	0.63	0.06	0.10	0.39
65	Telecommunication	75.66	36.97	15.13	0.34	0.83	8.64	137.57	9.34	0.32	0.36	5.48
66	Textiles	81.80	33.48	13.88	0.03	8.84	6.69	144.72	7.08	1.12	0.01	2.95
67	Tourism	10.12	3.87	1.76	0.06	1.04	1.05	17.90	2.01	0.08	0.08	0.79
68	Tribal Affairs	5.88	2.47	0.84	0.04	0.48	0.47	10.18	0.54	0.04	0.06	0.34
69	Union Public Service Commission	35.01	14.48	5.76	0.12	4.75	3.82	63.94	1.61	0.42	1.92	3.04
70	Urban Development **	434.63	179.01	56.57	1.39	45.50	77.51	794.61	8.48	3.31	8.16	29.73
71	Vice President's Secretariat	0.85	0.37	0.07	0.05	0.11	0.10	1.55	0.47	0.01	0.00	0.05
72	Water Resources	179.36	76.75	29.33	0.15	16.45	29.05	331.09	14.97	2.11	0.25	6.08
73	Women & Child Development	10.23	4.41	1.83	0.04	1.17	1.93	19.61	1.61	0.09	0.07	0.90
74	Youth Affairs and Sports	8.26	3.33	1.43	0.06	0.84	1.54	15.46	1.30	0.07	0.06	0.01
Total		48575.18	19663.52	5479.36	1203.82	4076.44	6965.18	85963.50	2896.50	1512.91	80.28	1348.82

* Excluding Missions Abroad.

** Including HUPA.

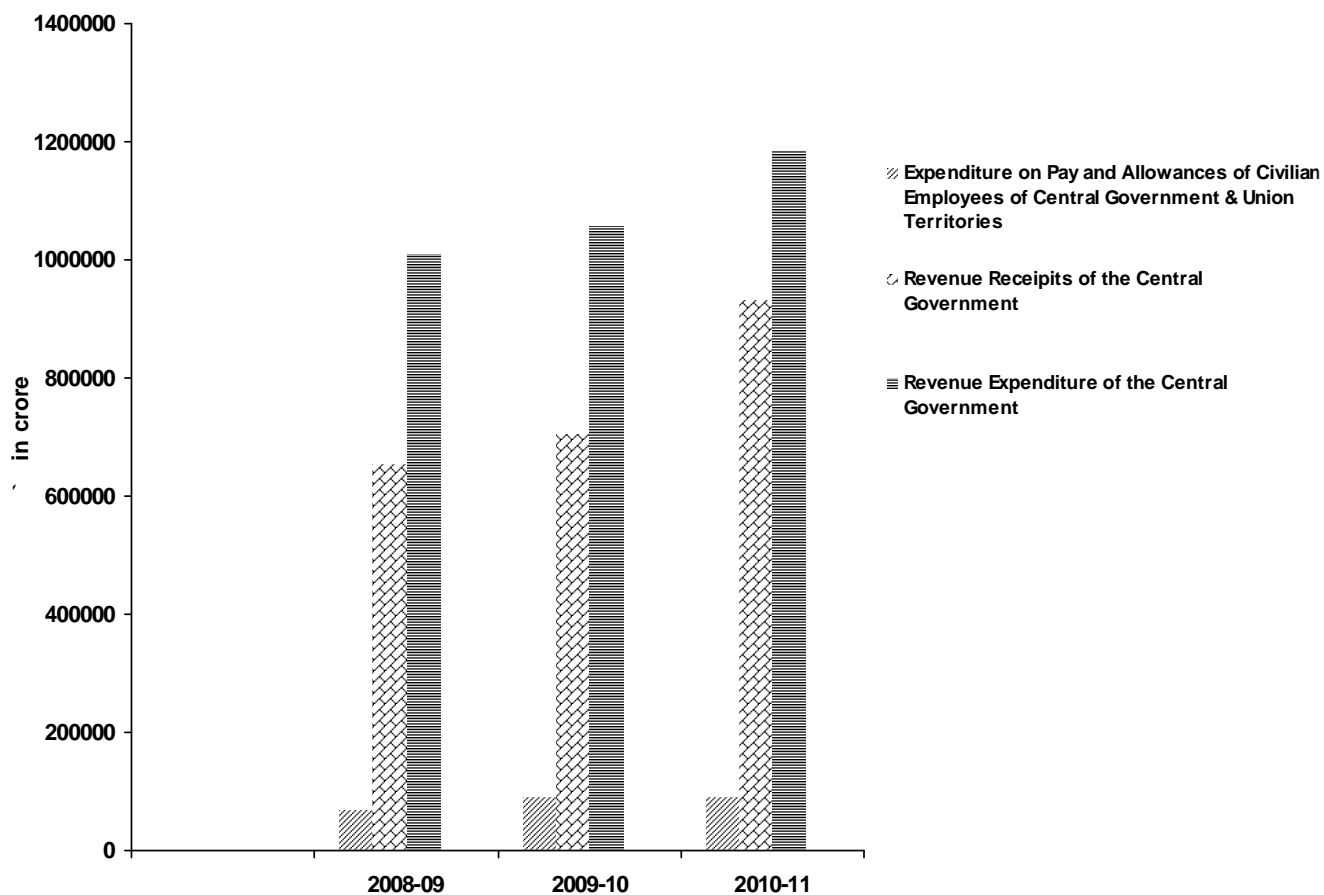
**EXPENDITURE ON PAY AND ALLOWANCES OF CENTRAL GOVERNMENT CIVILIAN
EMPLOYEES INCLUDING EMPLOYEES OF THE UNION TERRITORIES AS
PERCENTAGE OF REVENUE RECEIPTS AND REVENUE EXPENDITURE**

(` in Crore)

Year	Expenditure on Pay and Allowances of Civilian Employees of Central Government & Union Territories	Revenue Receipts of the Central Government	Revenue Expenditure of the Central Government	Expenditure on pay and Allowances as percentage of	
				Revenue Receipts	Revenue Expenditure
2008-09	67464	653847	1010224	10.32	6.68
2009-10	89860	704523	1057478	12.75	8.50
2010-11	88650	932685	1186115	9.50	7.47

Note : The above figures of the revenue receipts & expenditure have been taken from Annual Financial Statement of the Central Government as laid before the Parliament. The figures of receipts & expenditure includes Railways also.

Expenditure on Pay and Allowances vis a vis Revenue Receipt & Revenue Expenditure



**GROUP-WISE AND STATUS (G/NG) WISE ESTIMATED NUMBER OF CENTRAL
GOVERNMENT CIVILIAN REGULAR EMPLOYEES AS ON 1.3.2011**

Sl. No.	Ministry/Deptt.	Number of Sanctioned Posts							Number in Position																						
		A(G)*	B(G)	B(NG)	C(NG)§	Total	A(G)*	B(G)	B(NG)	C(NG)§	Total																				
1	2	3	4	5	6	7	8	9	10	11	12	13	14	15	16	17	18	19	20	21	22	23	24	25	26	27	28	29			
1	Agricultural Research & Education**	17	6	9	18	50	17	6	9	18	50	17	6	9	18	50	17	6	9	18	50	17	6	9	18	50	17	6	9	18	50
2	Agriculture and Cooperation	691	580	652	4542	6465	625	525	590	4109	5849	625	525	590	4109	5849	625	525	590	4109	5849	625	525	590	4109	5849	625	525	590	4109	5849
3	Animal Husbandry and Dairying	324	148	595	3310	4377	232	105	406	2924	3667	232	105	406	2924	3667	232	105	406	2924	3667	232	105	406	2924	3667	232	105	406	2924	3667
4	Atomic Energy	9791	849	11319	14900	36859	9228	786	10142	11887	32043	9228	786	10142	11887	32043	9228	786	10142	11887	32043	9228	786	10142	11887	32043	9228	786	10142	11887	32043
5	AYUSH	64	24	69	125	282	56	11	49	78	194	56	11	49	78	194	56	11	49	78	194	56	11	49	78	194	56	11	49	78	194
6	Bio-Technology	81	37	55	93	266	74	13	58	56	201	74	13	58	56	201	74	13	58	56	201	74	13	58	56	201	74	13	58	56	201
7	Cabinet Secretariat	83	90	17	152	342	74	72	16	125	287	74	72	16	125	287	74	72	16	125	287	74	72	16	125	287	74	72	16	125	287
8	Chemicals and Petrochemicals	80	56	75	150	361	70	39	71	101	281	70	39	71	101	281	70	39	71	101	281	70	39	71	101	281	70	39	71	101	281
9	Civil Aviation	684	89	151	613	1537	294	99	140	595	1128	294	99	140	595	1128	294	99	140	595	1128	294	99	140	595	1128	294	99	140	595	1128
10	Coal	45	40	46	264	395	37	45	174	76	332	37	45	174	76	332	37	45	174	76	332	37	45	174	76	332	37	45	174	76	332
11	Commerce**	688	910	1034	4472	7104	688	910	1034	4472	7104	688	910	1034	4472	7104	688	910	1034	4472	7104	688	910	1034	4472	7104	688	910	1034	4472	7104
12	Consumer Affairs	239	202	240	659	1340	174	160	124	522	980	174	160	124	522	980	174	160	124	522	980	174	160	124	522	980	174	160	124	522	980
13	Corporate Affairs	370	63	595	1136	2164	251	43	370	776	1440	251	43	370	776	1440	251	43	370	776	1440	251	43	370	776	1440	251	43	370	776	1440
14	Culture**	390	1594	1656	5147	8787	390	1594	1656	5147	8787	390	1594	1656	5147	8787	390	1594	1656	5147	8787	390	1594	1656	5147	8787	390	1594	1656	5147	8787
15	Defence (Civilian)	14024	12435	14783	451306	492548	13425	12063	11378	338443	375309	13425	12063	11378	338443	375309	13425	12063	11378	338443	375309	13425	12063	11378	338443	375309	13425	12063	11378	338443	375309
16	Development of NE Region	72	34	42	194	342	58	22	28	140	248	58	22	28	140	248	58	22	28	140	248	58	22	28	140	248	58	22	28	140	248
17	Disinvestment	19	8	11	20	58	18	8	13	15	54	18	8	13	15	54	18	8	13	15	54	18	8	13	15	54	18	8	13	15	54
18	Drinking Water Supply	26	18	34	37	115	19	11	17	19	66	19	11	17	19	66	19	11	17	19	66	19	11	17	19	66	19	11	17	19	66
19	Earth Sciences	574	1261	3289	3651	8775	358	1027	2063	2342	5790	358	1027	2063	2342	5790	358	1027	2063	2342	5790	358	1027	2063	2342	5790	358	1027	2063	2342	5790
20	Economic Affairs	187	113	153	882	1335	151	103	119	763	1136	151	103	119	763	1136	151	103	119	763	1136	151	103	119	763	1136	151	103	119	763	1136
21	Environment & Forests**	484	276	277	3755	4792	484	276	277	3755	4792	484	276	277	3755	4792	484	276	277	3755	4792	484	276	277	3755	4792	484	276	277	3755	4792
22	Expenditure	196	227	150	599	1172	121	130	134	393	778	121	130	134	393	778	121	130	134	393	778	121	130	134	393	778	121	130	134	393	778
23	External Affairs	1548	570	2238	3134	7490	1409	511	2203	2275	6398	1409	511	2203	2275	6398	1409	511	2203	2275	6398	1409	511	2203	2275	6398	1409	511	2203	2275	6398
24	Fertilizers	55	34	82	158	329	52	32	67	124	275	52	32	67	124	275	52	32	67	124	275	52	32	67	124	275	52	32	67	124	275
25	Financial Services	256	148	348	830	1582	193	102	238	609	1142	193	102	238	609	1142	193	102	238	609	1142	193	102	238	609	1142	193	102	238	609	1142
26	Food & Public Distribution	236	104	204	853	1397	181	82	194	597	1054	181	82	194	597	1054	181	82	194	597	1054	181	82	194	597	1054	181	82	194	597	1054
27	Food Processing Industries	50	12	20	76	158	39	12	14	64	129	39	12	14	64	129	39	12	14	64	129	39	12	14	64	129	39	12	14	64	129
28	Health & Family Welfare**	2616	720	1147	19286	23769	2616	720	1147	19286	23769	2616	720	1147	19286	23769	2616	720	1147	19286	23769	2616	720	1147	19286	23769	2616	720	1147	19286	23769
29	Heavy Industry	45	37	49	117	248	41	33	45	91	210	41	33	45	91	210	41	33	45	91	210	41	33	45	91	210	41	33	45	91	210

Sl. No.	Ministry/Deptt.	Number of Sanctioned Posts							Number in Position				
		A(G)*	B(G)	B(NG)	C(NG)§	Total	A(G)*	B(G)	B(NG)	C(NG)§	Total		
1	2	3	4	5	6	7	8	9	10	11	12		
30	Higher Education	261	100	255	836	1452	229	98	237	750	1314		
31	Home Affairs	18818	2917	43862	843145	908742	13812	2280	35085	749915	801092		
32	Indian Audit & Accounts	695	18527	0	49528	68750	557	15301	0	28406	44264		
33	Industrial Policy & Promotion**	315	184	237	1730	2466	315	184	237	1730	2466		
34	Information and Broadcasting	454	728	671	4623	6476	289	467	528	3531	4815		
35	Information Technology	3251	684	81	2018	6034	3127	585	54	1486	5252		
36	Labour & Employment	1329	1103	776	5238	8446	890	706	519	4167	6282		
37	Land Resources	32	26	28	45	131	19	17	18	29	83		
38	Law and Justice	462	549	309	1459	2779	336	444	220	1147	2147		
39	Micro, Small and Medium Enterprises**	234	366	59	1343	2002	234	366	59	1343	2002		
40	Mines	3460	705	949	9889	15003	1896	422	720	5718	8756		
41	Minority Affairs	58	31	56	115	260	41	28	39	80	188		
42	New & Renewable Energy	119	23	100	180	422	98	20	114	143	375		
43	Overseas Indian Affairs	20	16	26	70	132	20	15	13	51	99		
44	Panchayati Raj	31	11	25	35	102	29	6	22	16	73		
45	Parliamentary Affairs	19	19	34	83	155	16	17	27	59	119		
46	Personnel, Public Grievances & Pensions	1301	630	770	7712	10413	874	510	657	6377	8418		
47	Petroleum and Natural Gas	108	20	68	144	340	88	19	60	99	266		
48	Planning Commission	552	302	337	653	1844	363	156	264	489	1272		
49	Posts**	588	1114	5919	201426	209047	588	1114	5919	201426	209047		
50	Power	592	304	311	817	2024	388	145	313	546	1392		
51	President's Secretariat**	22	28	62	154	266	22	28	62	154	266		
52	Prime Minister's Office	53	69	123	325	570	48	59	103	218	428		
53	Public Enterprises	31	9	24	63	127	21	8	21	38	88		
54	Railways	8748	7652	0	1560388	1576788	8961	7839	0	1311400	1328200		
55	Revenue	8011	23256	30555	74170	135992	5861	20596	24125	50468	101050		
56	Road Transport & Highways	389	131	349	1211	2080	295	101	308	1035	1739		
57	Rural Development	100	111	130	275	616	84	93	98	153	428		
58	School Education and Literacy	112	116	67	155	450	100	96	62	94	352		
59	Science & Technology	564	798	189	10535	12086	395	627	728	5813	7563		
60	Shipping	308	132	607	1698	2745	218	110	452	1123	1903		

Sl. No.	Ministry/Deptt.	Number of Sanctioned Posts							Number in Position				
		A(G)*	B(G)	4	5	B(NG)	C(NG)§	Total	A(G)*	B(G)	B(NG)	C(NG)§	Total
1	2	3	4	5	6	7	8	9	10	11	12		
61	Social Justice & Empowerment	117	103	171	374	765	92	86	147	320	645		
62	Space	7849	520	2904	5318	16591	7728	456	2545	3686	14415		
63	Statistics & Programme Implementation	497	1529	2870	1378	6274	397	1268	1814	1073	4552		
64	Steel	45	51	68	149	313	39	42	65	106	252		
65	Telecommunication**	900	283	359	1274	2816	900	283	359	1274	2816		
66	Textiles	77	193	234	1927	2431	64	143	190	1825	2222		
67	Tourism	67	88	55	379	589	59	83	45	362	549		
68	Tribal Affairs	68	42	68	124	302	48	28	39	94	209		
69	Union Public Service Commission	184	244	454	1127	2009	144	229	362	827	1562		
70	Urban Development***	2312	971	5485	15566	24334	2104	833	4837	11128	18902		
71	Vice P resident's Secretariat	6	5		48	59	5	3	0	43	51		
72	Water Resources	1750	1142	2940	6844	12676	1200	898	1886	5571	9555		
73	Women & Child Development	91	57	111	446	705	66	50	73	348	537		
74	Youth Affairs and Sports	42	83	60	301	486	39	80	47	273	439		
Total		98977	86657	142098	3335797	3663529	84474	76479	116249	2804736	3081938		

* Includes some non-gazetted posts also.

** Sanctioned strength/In position are provisional.

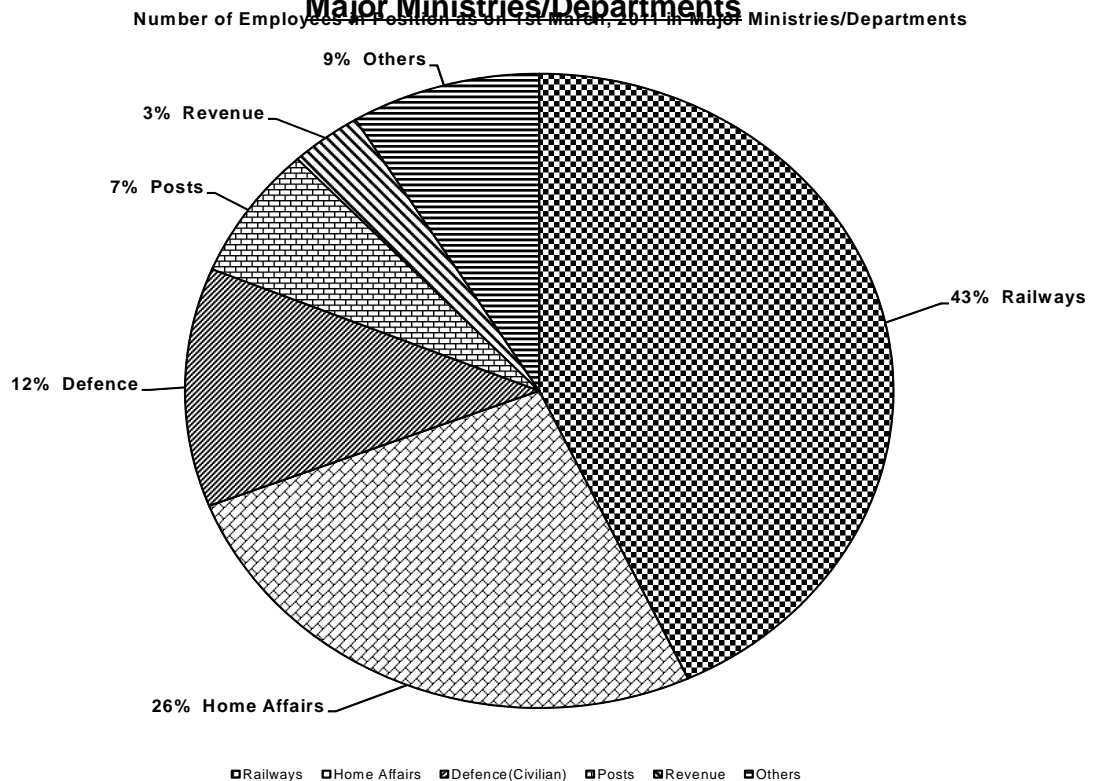
*** Including HUPA.

§ Erstwhile Group D posts have been categorized as Group C after implementation of 6th CPC

**GROUP-WISE & STATUS-WISE ESTIMATED NUMBER OF
CENTRAL GOVT. CIVILIAN REGULAR EMPLOYEES AS ON 1.3.2011
IN MAJOR MINISTRIES/DEPARTMENTS (EXCLUDING UTs)**

Ministry/ Department	Number of Sanctioned Posts					Number in Position				
	A*	B(G)	B(NG)	C(NG) ⁵	Total	A*	B(G)	B(NG)	C(NG) ⁵	Total
1	2	3	4	5	6	7	8	9	10	11
Railways	8748 (8.84)	7652 (8.83)	0 (0.00)	1560388 (46.78)	1576788 (43.04)	8961 (10.61)	7839 (10.25)	0 (0.00)	1311400 (46.75)	1328200 (43.10)
Home Affairs	18818 (19.01)	2917 (3.37)	43862 (30.87)	843145 (25.27)	908742 (24.81)	13812 (16.35)	2280 (2.98)	35085 (30.18)	749915 (26.74)	801092 (25.99)
Defence(Civilian)	14024 (14.17)	12435 (14.35)	14783 (10.40)	451306 (13.53)	492548 (13.44)	13425 (15.89)	12063 (15.77)	11378 (9.79)	338443 (12.07)	375309 (12.18)
Posts	588 (0.60)	1114 (1.28)	5919 (4.17)	201426 (6.04)	209047 (5.71)	588 (0.70)	1114 (1.46)	5919 (5.09)	201426 (7.18)	209047 (6.78)
Revenue	8011 (8.09)	23256 (26.84)	30555 (21.50)	74170 (2.22)	135992 (3.71)	5861 (6.94)	20596 (26.93)	24125 (20.75)	50468 (1.80)	101050 (3.28)
Others	48788 (49.29)	39283 (45.33)	46979 (33.06)	205362 (6.16)	340412 (9.29)	41827 (49.51)	32587 (42.61)	39742 (34.19)	153084 (5.46)	267240 (8.67)
Total	98977	86657	142098	3335797	3663529	84474	76479	116249	2804736	3081938

**Number of Employees in Position as on 1st March, 2011 in
Major Ministries/Departments**



⁵ Erstwhile Group D posts have been categorized as Group C after implementation of 6th CPC.

* Includes some Non-Gazetted posts also.

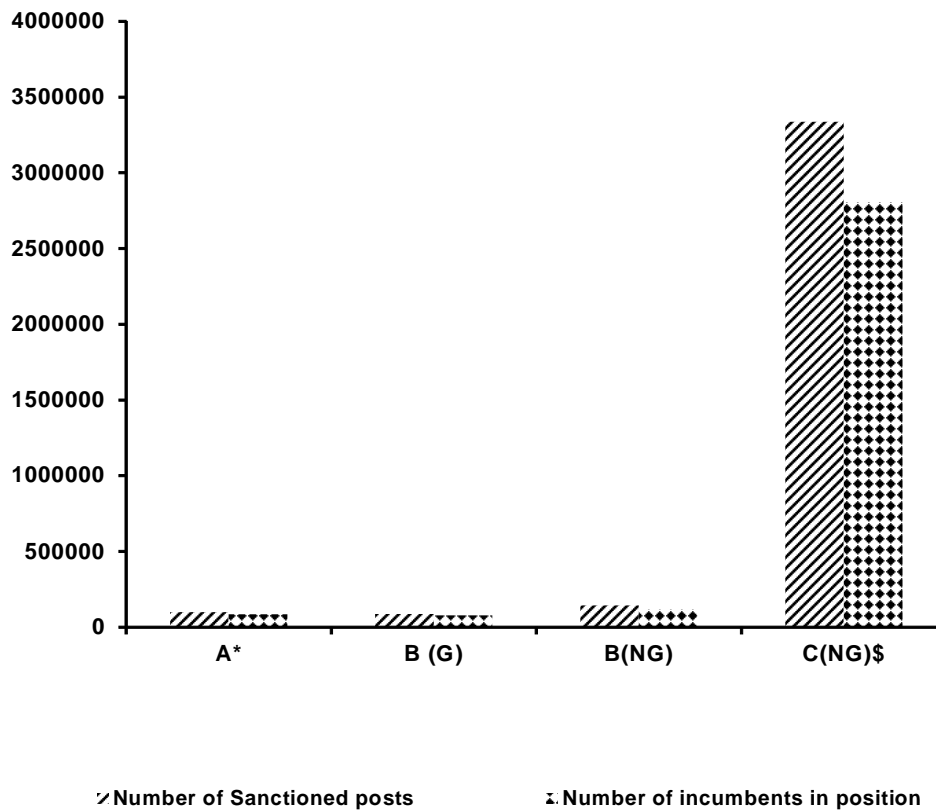
N.B. (i) Figures in parentheses are the percentages to total.

(ii) Home Affairs figures does not include Delhi Police.

**GROUP-WISE NUMBER OF SANCTIONED POSTS & INCUMBENTS
IN POSITION, VACANCIES AND THEIR PERCENTAGES TO
TOTAL SANCTIONED POSTS AS ON 1.03.2011**

Group	Number of sanctioned posts	Number of incumbents in position	Number of vacant posts	Percentage of vacant posts to total sanctioned posts in the group
1	2	3	4	5
A*	98977	84474	14503	14.65
B (G)	86657	76479	10178	11.75
B(NG)	142098	116249	25849	18.19
C(NG)⁵	3335797	2804736	531061	15.92
Total	3663529	3081938	581591	15.88

Number of sanctioned Posts and in Position in different groups



⁵ Erstwhile Group D posts have been categorized as Group C after implementation of 6th CPC.

* Includes some Non-Gazetted posts also.

**DISTRIBUTION OF REGULAR CIVILIAN EMPLOYEES IN
CENTRAL GOVERNMENT AND UNION TERRITORY ADMINISTRATIONS
BY GROUP OF POSTS AS ON 01.03.2011**

Sl. No.	Central Govt./Union Territory Administrations	Group of posts			Total
		A	B	C ^s	
1	2	3	4	5	6
1	CENTRAL GOVERNMENT	84474 (2.74)	192728 (6.25)	2804736 (91.01)	3081938 (100.00)
2	UNION TERRITORY ADMINISTRATIONS	2936 (4.36)	12795 (19.00)	51611 (76.64)	67342 (100.00)
TOTAL		87410 (2.77)	205523 (6.53)	2856347 (90.70)	3149280 (100.00)

^s Erstwhile Group D posts have been categorized as Group C after implementation of 6th CPC.

**STRENGTH (NUMBER OF SANCTIONED POSTS/ NUMBER IN POSITION)
OF CENTRAL POLICE FORCES**

Sl. No.	Name of the Central Police Force	Number of Sanctioned posts (as on 1st March)			Number in Position (as on 1st March)		
		2009	2010	2011	2009	2010	2011
1	2	3	4	5	6	7	8
1	Border Security Force (BSF)	210301	228737	240532	200630	203413	214859
2	Central Reserve Police Force (CRPF)	263598	285630	285626	257591	250583	264100
3	Central Industrial Security Force (CISF)	112669	122414	129842	97834	100669	110372
4	Indo Tibetan Border Police(ITBP)	55119	51890	49946	44742	50194	49946
5	Assam Rifles	64638	66145	65582	63672	65965	63854
6	Special Service Bureau(SSB)	55435	55397	75937	49752	48974	52563
7	National Security Guard(NSG)	9308	9308	9506	7705	7705	8889
TOTAL		771068	819521	856971	721926	727503	764583

